Manulife

FACT SHEET

MANULIFE-SCHRODER DANA EKUITAS PREMIER

OCT 2026

Investment Objective

To provide long-term capital gain by investing the asset in stocks instruments listed on the Indonesia Stock Exchange primarily incorporated in the LQ45 index

Risk Classification

Risk classification is based on type of fund.

Low — Mid — High

Money Market — Fixed Income — Balanced — Equity

Fund Information

Inception Date	:	18 Dec 17
Inception Price	:	IDR 1,000.00
Fund Size	:	Rp 152.11 bn
Number of unit	:	224,192,768.98
Net Asset Value/Unit [4]	:	IDR 678.48
Fund Currency	:	IDR
Type of fund	:	Equity
Valuation	:	Daily
Custodian Bank	:	Standard Chartered Bank
Annual Management Fee	:	2.50%
Bloomberg Code	:	MANSDEP IJ
Fund Manager	:	PT Schroder Investment Management Indonesia

Allocation

Equity	:	80 - 100 %
Money Market	:	0 - 20 %

Portfolio

Equity	:	92.57%
Money Market	:	7.43%

Note

1) Annualized (1 year = 365 days) and using compound method (for products that have been more than one year old since inception).
2) The benchmark is LQ45 Index.
3) Based on GICS (Global Industrials Classification Standard).
4) The Net Asset Value / Unit has calculated the costs, including fees related to transaction and transaction settlement as well as administration and recording.

Performance Since Inception

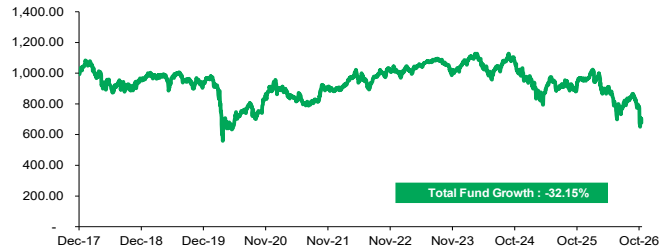

Monthly Performance Last 3 Years

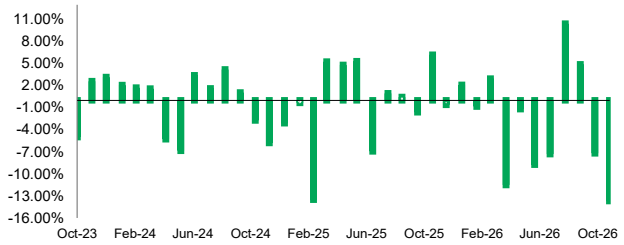

Fund Performance

Performance in IDR per (30/10/26)

	1 mo	3 mo	6 mo	YTD	1 yr	3 yr [1]	5 yr [1]	Since Inception [1]
MSDEP	-13.70%	-16.01%	-21.54%	-29.97%	-28.94%	-12.09%	-5.56%	-4.28%
BM [2]	-14.31%	-17.08%	-23.03%	-39.15%	-38.05%	-16.73%	-11.57%	-7.57%

Yearly Performance

	2025	2024	2023	2022	2021	2020	2019	2018
MSDEP	0.26%	-8.60%	4.84%	13.94%	0.59%	-8.65%	0.46%	-7.62%
BM [2]	2.41%	-14.83%	3.56%	0.62%	-0.37%	-7.85%	3.23%	-8.95%

Top Holdings* & Sector Allocation[3]

- Stock - Adaro Andalan Indonesia Tbk
- Stock - AKR Corporindo Tbk
- Stock - Alamtri Minerals Indonesia Tbk
- Stock - Alamtri Resources Indonesia Tbk
- Stock - Amman Mineral Internasional Tbk.
- Stock - Aneka Tambang Tbk
- Stock - Astra International Tbk
- Stock - Bank Central Asia Tbk
- Stock - Bank Mandiri (Persero) Tbk
- Stock - Bank Negara Indonesia Tbk
- Stock - Bank Rakyat Indonesia (Persero) Tbk
- Stock - Bukit Asam (Persero) Tbk
- Stock - Bumi Resources Tbk
- Stock - Charoen Pokphand Indonesia Tbk
- Stock - Goto Gojek Tokopedia Tbk
- Stock - Hartadinata Abadi Tbk
- Stock - Indofood CBP Sukses Makmur Tbk
- Stock - Indofood Sukses Makmur Tbk
- Stock - Kalbe Farma Tbk
- Stock - Merdeka Battery Materials Tbk
- Stock - Merdeka Copper Gold Tbk
- Stock - Sumber Alfaria Trijaya Tbk
- Stock - Telkom Indonesia Persero Tbk
- Stock - Trimegah Bangun Persada Tbk
- Stock - Vale Indonesia Tbk

Non Affiliates

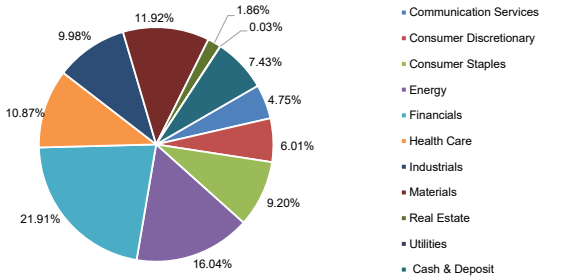

Investment Manager Commentary

In the month of October 2026, JCI posted a return of -16.70% MoM with foreign outflow of Rp16.9tn. LQ45 index posted a MoM return of -14.31% while IDX80 at -16.00%. Indonesia equities experienced another dip, which people said the worst since the 1997-1998 crisis, as MSCI announced that it is placing Indonesia into special review for potential status downgrade from Emerging Markets to Standalone Markets, a double downgrade. The news shocked both local and foreign investors as MSCI never mentioned downgrade to Standalone Market before as it the previous discussions and statements have always been risk to be Frontier Market. The deadline for the decision is on June 2027 at the latest but could come sooner if MSCI make up their mind on whether to keep in EM, downgrade to Frontier, or downgrade to Standalone. During this time, MSCI is reaching out to its clients, mostly foreign investors, on their inputs on the potential downgrade. Market reacted with a strong selloff as Standalone Market status would mean that Indonesia would be taken out from all MSCI indices. Regulators took action by excluding HSC stocks out from JCI index calculation while series of fines and punishments were given out to parties that are deemed involved in the so-called Coordinated Trading Behaviour. Danantara was hinted on giving supports to the stock market through SOE stocks. The Rupiah also depreciated above 18,000 as foreign posted outflow of about Rp12tn post MSCI announcement while 10 year bond yield also breached 7.5% with one of the weakest auctions in its last new issuance. 3Q26 earnings results came out where results came out rather mixed though some managed to beat expectations. Both the Fed and BI maintained rates during the month. Middle Eastern geopolitical tension remained high with attacks between Houthis and Saudi Arabia which kept oil price elevated.

Disclaimer: This report is prepared by PT Asuransi Jiwa Manulife Indonesia only for information purposes and not to be used as a sales offering or proposal. Although this report has been prepared meticulously, PT Asuransi Jiwa Manulife Indonesia does not guarantee its accuracy, sufficiency or completeness, and is not responsible for any consequences arising from any actions which are based on the information stated herein. Investments in capital market instruments are subject to various risks which include, but not limited to, market risk, credit risk, interest rate risk, exchange rate risk (particularly in Fund which has allocation in offshore investment instruments in different currencies than the Fund's currency), liquidity risk and other risks which could result in performance volatility. Therefore, the performance of this Fund is not guaranteed, the unit price of each Fund may go up or down and past performance does not necessarily indicative of future performance.

Manulife Indonesia

Established in 1985, PT Asuransi Jiwa Manulife Indonesia (Manulife Indonesia) is part of Manulife Financial Corporation Group, a Canada-based financial services group with operations across Asia, Canada, and the United States. Manulife Indonesia offers a wide range of financial services, including life insurance, accident and health insurance, as well as investment and pension plans to individual customers and group clients in Indonesia. Through a network of almost 18,000 employees and professional agents across more than 70 sales offices, Manulife Indonesia serves approximately 2 million customers in Indonesia.

PT Asuransi Jiwa Manulife Indonesia is licensed and supervised by the Indonesian Financial Services Authority (Otoritas Jasa Keuangan or OJK). For more information about Manulife Indonesia, including links to follow us on Facebook, X, Instagram, and YouTube, please visit www.manulife.co.id.