Manulife

FACT SHEET

MANULIFE PENDAPATAN TETAP KORPORASI

OCT 2026

Investment Objective

To provide a steady stream of income with focus on capital preservation over the medium to long-term, by investing the assets in a diversified portfolio of money market and fixed income securities focusing primarily on high quality of corporate and sovereign issuances.

Risk Classification

Risk classification is based on type of fund.

Low — Mid — High

Money Market | Fixed Income | Balanced | Equity

Fund Information

Inception Date	:	25 Jun 04
Inception Price	:	IDR 1,000.00
Fund Size	:	Rp 111.15 bn
Number of unit	:	30,925,701.80
Net Asset Value/Unit [4]	:	IDR 3,593.97
Fund Currency	:	IDR
Type of fund	:	Fixed Income
Valuation	:	Daily
Custodian Bank	:	Bank DBS Indonesia
Annual Management Fee	:	2.00%
Bloomberg Code	:	MANLIKO IJ
Fund Manager	:	PT Manulife Aset Manajemen Indonesia

Allocation

Bond	:	Corp : 0 - 60 %
	:	Gov : 40 - 100 %
Money Market	:	0 - 20 %

Portfolio

Government Bond	:	66.06%
Corporate Bond	:	14.56%
Money Market	:	19.37%

Note

1) Annualized (1 year = 365 days) and using compound method (for products that have been more than one year old since inception).

2) The Benchmark is net after tax of average 3-months IDR time deposit's interest rates + 2% starting 01-Jun-18.

3) Based on GICS (Global Industrials Classification Standard).

4) The Net Asset Value / Unit has calculated the costs, including fees related to transaction and transaction settlement as well as administration and recording.

Performance Since Inception

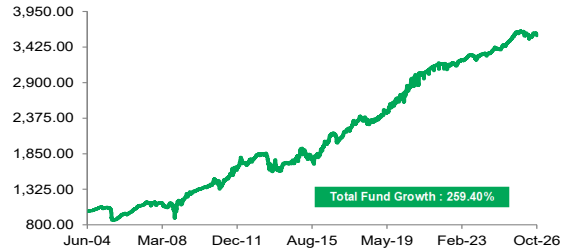

Monthly Performance Last 3 Years

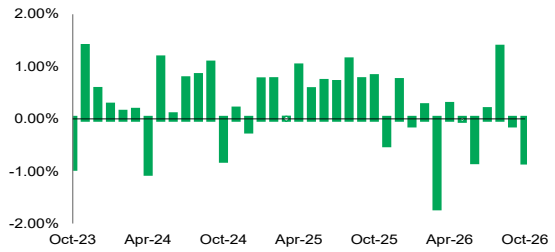

Fund Performance

Performance in IDR per (30/10/26)

	1 mo	3 mo	6 mo	YTD	1 yr	3 yr [1]	5 yr [1]	Since Inception [1]
MPTK	-0.82%	0.43%	-0.24%	-1.53%	-1.30%	3.45%	2.64%	5.89%
BM [2]	0.29%	0.89%	1.79%	2.99%	3.60%	3.70%	3.61%	5.73%

Yearly Performance

	2025	2024	2023	2022	2021	2020	2019	2018
MPTK	7.56%	2.53%	2.88%	1.34%	4.60%	14.71%	11.26%	0.79%
BM [2]	3.72%	3.76%	3.71%	3.30%	3.79%	5.21%	6.38%	2.16%

Top Holdings* & Sector Allocation[3]

Time Deposit - Bank CIMB Niaga
Obligasi Berkelanjutan II KB Bank Tahap II Tahun 2025 Seri B
Obligasi Berkelanjutan III Sarana Multi Infrastruktur Tahap III Tahun 2023 Seri C
Obligasi Berkelanjutan IV Medco Energi Internasional Tahap III Tahun 2022 Seri B
Obligasi Negara Republik Indonesia Seri FR0071
Obligasi Negara Republik Indonesia Seri FR0087
Obligasi Negara Republik Indonesia Seri FR0098
Obligasi Negara Republik Indonesia Seri FR0104
Obligasi Negara RI Seri FR0052
Obligasi Negara RI Seri FR0054
Obligasi Subordinasi Berkelanjutan I Bank BTN Tahap I Tahun 2025
SBSN Seri IFR0006
Sukuk Musyarakah Berkelanjutan I Sarana Multigriya Finansial Tahap I Tahun 2023

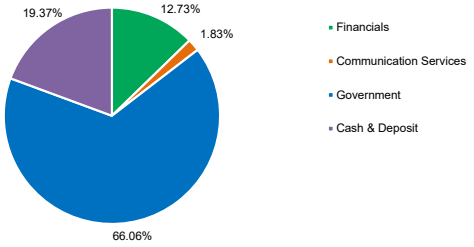

Non Affiliates

Investment Manager Commentary

The domestic bond market extended its correction in October as market sentiment was predominantly influenced by the Fed's policy stance, The US midterm elections expectations, the MSCI reclassification announcement, and Bank Indonesia's monetary policy decision. The Fed paused its tightening cycle in October, keeping the fed funds rate unchanged at 3.75%-4.00%, while maintaining a hawkish stance. The Fed reiterated its data-dependent approach, with persistent inflationary pressures remaining a key focus. On the domestic front, the MSCI announcement dominated the market sentiment. The proposed reclassification of Indonesia from Emerging Market to Standalone Market status triggered broad-based negative sentiment, leading to a sharp equity market sell-off, rising bond yields, and a weaker Rupiah. To address Rupiah depreciation, Bank Indonesia (BI) maintained its policy rate at 5.75% while delivering a policy mix to support currency stability and domestic liquidity. Measures included raising the Deposit Facility Rate to 5.00%, cutting the reserve requirement ratio from 9% to 7%, and strengthening DNDF hedging incentives to attract foreign capital inflows. BI continued its path on lowering SRBI yields and reducing outstanding volumes to improve market liquidity. The 12-month SRBI weighted-average yield continued to trend lower, declining from 6.76% to 6.60%. Bond yield rose across tenors, led by the 5-year yield that rose +60bps.

Disclaimer: This report is prepared by PT Asuransi Jiwa Manulife Indonesia only for information purposes and not to be used as a sales offering or proposal. Although this report has been prepared meticulously, PT Asuransi Jiwa Manulife Indonesia does not guarantee its accuracy, sufficiency or completeness, and is not responsible for any consequences arising from any actions which are based on the information stated herein. Investments in capital market instruments are subject to various risks which include, but not limited to, market risk, credit risk, interest rate risk, exchange rate risk (particularly in Fund which has allocation in offshore investment instruments in different currencies than the Fund's currency), liquidity risk and other risks which could result in performance volatility. Therefore, the performance of this Fund is not guaranteed, the unit price of each Fund may go up or down and past performance does not necessarily indicative of future performance.

Manulife Indonesia

Established in 1985, PT Asuransi Jiwa Manulife Indonesia (Manulife Indonesia) is part of Manulife Financial Corporation Group, a Canada-based financial services group with operations across Asia, Canada, and the United States. Manulife Indonesia offers a wide range of financial services, including life insurance, accident and health insurance, as well as investment and pension plans to individual customers and group clients in Indonesia. Through a network of almost 18,000 employees and professional agents across more than 70 sales offices, Manulife Indonesia serves approximately 2 million customers in Indonesia.

PT Asuransi Jiwa Manulife Indonesia is licensed and supervised by the Indonesian Financial Services Authority (Otoritas Jasa Keuangan or OJK). For more information about Manulife Indonesia, including links to follow us on Facebook, X, Instagram, and YouTube, please visit www.manulife.co.id.