Manulife

FACT SHEET

MANULIFE DANA PASAR UANG

OCT 2026

Investment Objective

To achieve a high current income while ensuring capital preservation, maintaining a high degree of liquidity and minimizing investment risk.

Risk Classification

Risk classification is based on type of fund.

Low — Mid — High

Money Market | Fixed Income | Balanced | Equity

Fund Information

Inception Date	:	25 Jun 04
Inception Price	:	IDR 1,000.00
Fund Size	:	Rp 1.15 tn
Number of unit	:	480,521,079.82
Net Asset Value/Unit [4]	:	IDR 2,383.83
Fund Currency	:	IDR
Type of fund	:	Money Market
Valuation	:	Daily
Custodian Bank	:	Bank DBS Indonesia
Annual Management Fee	:	1.25%
Bloomberg Code	:	MANLIUA IJ
Fund Manager	:	PT Manulife Aset Manajemen Indonesia

Allocation

Money Market	:	100%

Portfolio

Money Market	:	100.00%

Note

1) Annualized (1 year = 365 days) and using compound method (for products that have been more than one year old since inception).
2) The Benchmark is net after tax of average 3-months IDR time Time Deposit's interest rates.
3) Based on GICS (Global Industrials Classification Standard).
4) The Net Asset Value / Unit has calculated the costs, including fees related to transaction and transaction settlement as well as administration and recording.

Performance Since Inception

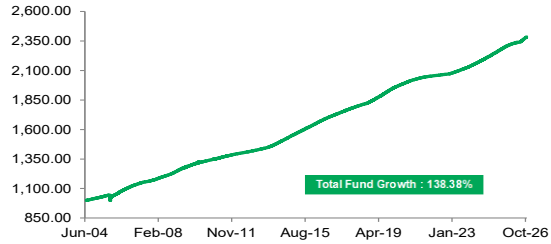

Monthly Performance Last 3 Years

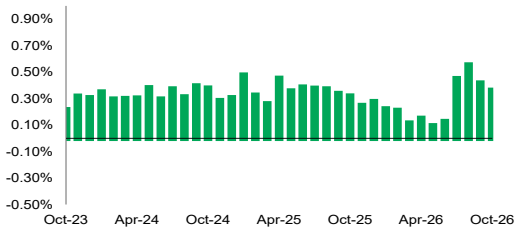

Fund Performance

Performance in IDR per (30/10/26)

	1 mo	3 mo	6 mo	YTD	1 yr	3 yr [1]	5 yr [1]	Since Inception [1]
MDPU	0.36%	1.34%	2.01%	2.72%	3.26%	3.89%	3.07%	3.96%
BM [2]	0.30%	0.88%	1.71%	2.73%	3.25%	3.36%	3.07%	3.94%

Yearly Performance

	2025	2024	2023	2022	2021	2020	2019	2018
MDPU	4.26%	4.04%	3.04%	1.13%	1.79%	3.73%	5.37%	3.47%
BM [2]	3.35%	3.43%	3.18%	2.26%	2.49%	3.80%	4.78%	3.83%

Top Holdings* & Sector Allocation[3]

Time Deposit - Bank Aladin Syariah
Time Deposit - Bank Jakarta
Time Deposit - Bank Rakyat Indonesia
Time Deposit - Bank Syariah Nasional
Time Deposit - KB Bank
Obligasi Berkelanjutan III Indonesia Infrastructure Finance Tahap I Tahun 2026 Seri A
Obligasi Berkelanjutan IV Bussan Auto Finance Tahap I Tahun 2026 Seri A
Obligasi Berkelanjutan V Protelindo Tahap I Tahun 2026 Seri A
Obligasi Berkelanjutan V SANF Dengan Tingkat Bunga Tetap Tahap II Tahun 2026 Seri A
Obligasi Berkelanjutan VI WOM Finance Tahap I Tahun 2026 Seri A
Obligasi Berkelanjutan VII Adira Finance Tahap III Tahun 2026 Seri A
Obligasi Berkelanjutan VII Astra Sedaya Finance Tahap IV Tahun 2026 Seri A
Obligasi Berkelanjutan VII Federal International Finance Tahap III Tahun 2026 Seri A
Obligasi Berkelanjutan VII Pegadaian Tahap I Tahun 2026 Seri A
Obligasi Berkelanjutan VIII Sarana Multigriya Finansial Tahap II Tahun 2026 Seri A
Sekuritas Rupiah Bank Indonesia IDSR190227364S

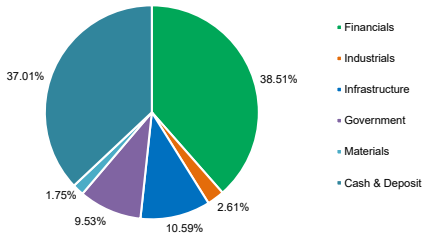

Non Affiliates

Investment Manager Commentary

Indonesia financial markets were under pressure in October as market sentiment was predominantly influenced by the Fed's policy stance, The US midterm elections expectations, the MSCI reclassification announcement, and Bank Indonesia's monetary policy decision. The Fed paused its tightening cycle in October, keeping the fed funds rate unchanged at 3.75%-4.00%, while maintaining a hawkish stance. The Fed reiterated its data-dependent approach, with persistent inflationary pressures remaining a key focus. On the domestic front, the MSCI announcement dominated the market sentiment. The proposed reclassification of Indonesia from Emerging Market to Standalone Market status triggered broad-based negative sentiment, leading to a sharp equity market sell-off, rising bond yields, and a weaker Rupiah. To address Rupiah depreciation, Bank Indonesia (BI) maintained its policy rate at 5.75% while delivering a policy mix to support currency stability and domestic liquidity. Measures included raising the Deposit Facility Rate to 5.00%, cutting the reserve requirement ratio from 9% to 7%, and strengthening DNDF hedging incentives to attract foreign capital inflows. BI continued its path on lowering SRBI yields and reducing outstanding volumes to improve market liquidity. The 12-month SRBI weighted-average yield continued to trend lower, declining from 6.76% to 6.60%. Bond yield rose across tenors, led by the 5-year yield that rose +60bps.

Disclaimer: This report is prepared by PT Asuransi Jiwa Manulife Indonesia only for information purposes and not to be used as a sales offering or proposal. Although this report has been prepared meticulously, PT Asuransi Jiwa Manulife Indonesia does not guarantee its accuracy, sufficiency or completeness, and is not responsible for any consequences arising from any actions which are based on the information stated herein. Investments in capital market instruments are subject to various risks which include, but not limited to, market risk, credit risk, interest rate risk, exchange rate risk (particularly in Fund which has allocation in offshore investment instruments in different currencies than the Fund's currency), liquidity risk and other risks which could result in performance volatility. Therefore, the performance of this Fund is not guaranteed, the unit price of each Fund may go up or down and past performance does not necessarily indicative of future performance.

Manulife Indonesia

Established in 1985, PT Asuransi Jiwa Manulife Indonesia (Manulife Indonesia) is part of Manulife Financial Corporation Group, a Canada-based financial services group with operations across Asia, Canada, and the United States. Manulife Indonesia offers a wide range of financial services, including life insurance, accident and health insurance, as well as investment and pension plans to individual customers and group clients in Indonesia. Through a network of almost 18,000 employees and professional agents across more than 70 sales offices, Manulife Indonesia serves approximately 2 million customers in Indonesia.

PT Asuransi Jiwa Manulife Indonesia is licensed and supervised by the Indonesian Financial Services Authority (Otoritas Jasa Keuangan or OJK). For more information about Manulife Indonesia, including links to follow us on Facebook, X, Instagram, and YouTube, please visit www.manulife.co.id.