Manulife

FACT SHEET

MANULIFE DANA EKUITAS INDONESIA INDIA - USD

OCT 2026

Investment Objective

To generate capital appreciation by investing in medium to long term in Indonesian equities and/or companies listed on the Indian stock exchange that derive majority of their revenue from India.

Risk Classification

Risk classification is based on type of fund.

Low — Mid — High

Money Market | Fixed Income | Balanced | Equity

Fund Information

Inception Date	:	1 Jul 11
Inception Price	:	USD 0.1168
Fund Size	:	USD 5,137,175.19
Number of unit	:	62,598,394.82
Net Asset Value/Unit [4]	:	USD 0.0821
Fund Currency	:	USD
Type of fund	:	Equity
Valuation	:	Daily
Custodian Bank	:	Standard Chartered Bank
Annual Management Fee	:	2.50%
Bloomberg Code	:	MLLDEIU IJ
Fund Manager	:	PT Manulife Aset Manajemen Indonesia

Allocation

Equity	:	80 - 100 %
Money Market	:	0 - 20 %

Portfolio

Indonesian Equity	:	79.29%
India Equity	:	18.20%
Money Market	:	2.52%

Note

1) Annualized (1 year = 365 days) and using compound method (for products that have been more than one year old since inception).
2) The benchmark is 85% JCI + 15% NIFTY Index in USD terms.
3) Based on GICS (Global Industrials Classification Standard).
4) The Net Asset Value / Unit has calculated the costs, including fees related to transaction and transaction settlement as well as administration and recording.

Performance Since Inception

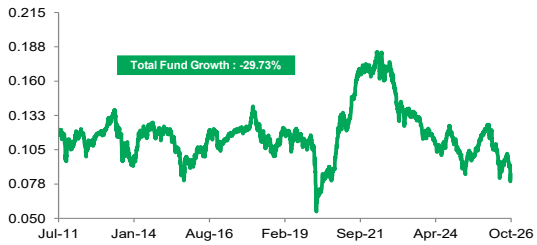

Monthly Performance Last 3 Years

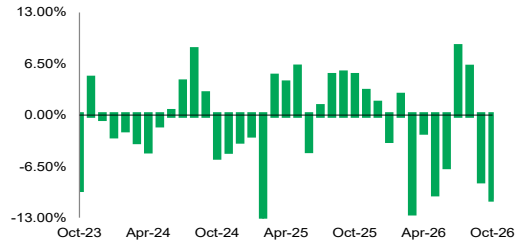

Fund Performance

Performance in USD per (30/10/26)

	1 mo	3 mo	6 mo	YTD	1 yr	3 yr [1]	5 yr [1]	Since Inception [1]
MDEII (in USD)	-10.62%	-13.10%	-20.52%	-32.38%	-29.36%	-10.70%	-13.58%	-2.27%
BM [2]	-14.87%	-17.25%	-26.88%	-42.10%	-39.44%	-10.61%	-7.92%	-1.82%

Yearly Performance

	2025	2024	2023	2022	2021	2020	2019	2018
MDEII (in USD)	14.07%	-11.42%	-11.24%	-20.15%	42.11%	4.83%	3.17%	-13.58%
BM [2]	16.41%	-5.32%	8.86%	-4.20%	10.32%	-3.10%	7.00%	-8.16%

Top Holdings* & Sector Allocation

Stock - Adaro Andalan Indonesia PT
Stock - Alamtri Minerals Indonesia Tbk PT
Stock - Alamtri Resources Indonesia Tbk PT
Stock - ANTAM Persero Tbk PT
Stock - Astra International Tbk PT
Stock - Axis Bank Ltd
Stock - Bank Central Asia Tbk PT
Stock - Bank Mandiri Persero Tbk PT
Stock - Bank Negara Indonesia Persero Tbk PT
Stock - Bank Pan Indonesia Tbk PT
Stock - Bank Rakyat Indonesia Persero Tbk PT
Stock - Bumi Resources Minerals Tbk PT
Stock - HCL Technologies Ltd
Stock - ICICI Bank Ltd
Stock - Indah Kiat Pulp & Paper Tbk PT
Stock - Indofood Sukses Makmur Tbk PT
Stock - Infosys Ltd
Stock - Map Aktif Adiperkasa PT
Stock - Mayora Indah Tbk PT
Stock - Merdeka Copper Gold Tbk PT
Stock - Panin Financial Tbk PT
Stock - PT TIMAH Persero Tbk
Stock - Reliance Industries Ltd
Stock - Sun Pharmaceutical Industries Ltd
Stock - Tata Consultancy Services Ltd
Stock - Telkom Indonesia Persero Tbk PT
Stock - Triputra Agro Persada PT
Stock - UltraTech Cement Ltd
Stock - United Tractors Tbk PT

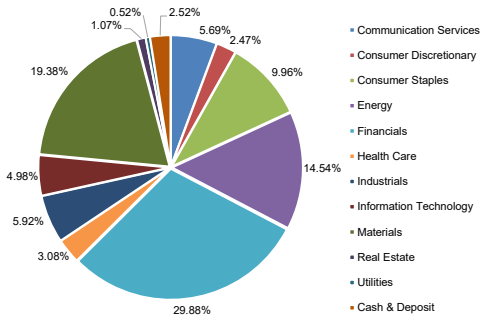

Non Affiliates

Investment Manager Commentary

Indonesia equity market fell in October, extending September's correction in one of the market's sharpest sell-offs in recent history. The decline was triggered on 15 October, when MSCI proposed reclassifying Indonesia to Standalone Market status, citing a lack of consistent progress on market reforms. The announcement caused a record 11.6% single-day drop in the JCI on 16 October, the largest since 1998. In response, IDX announced transparency measures, including removing stocks with high shareholding concentration from index calculations and freezing accounts suspected of market manipulation. Foreign investors recorded net outflows of USD 1.0 billion during the month, nearly double September's outflow. The global backdrop remained challenging. The US 10-year Treasury yield rose to 5.34% in early October, its highest level since 2002. High US yields and a firm US dollar continued to weigh on emerging market currencies and capital flows. Bank Indonesia kept the BI-Rate at 5.75% and announced a phased 2-percentage-point cut in banks' reserve requirement ratio over November and December, which is expected to release around IDR 90 trillion of liquidity into the banking system. India equities were positive in the month as the market is perceived as hiding place amid weaker global AI theme. Portfolio allocations in energy contributed positive attributions, meanwhile allocations in financials contributed negative attributions to performance.

Disclaimer: This report is prepared by PT Asuransi Jiwa Manulife Indonesia only for information purposes and not to be used as a sales offering or proposal. Although this report has been prepared meticulously, PT Asuransi Jiwa Manulife Indonesia does not guarantee its accuracy, sufficiency or completeness, and is not responsible for any consequences arising from any actions which are based on the information stated herein. Investments in capital market instruments are subject to various risks which include, but not limited to, market risk, credit risk, interest rate risk, exchange rate risk (particularly in Fund which has allocation in offshore investment instruments in different currencies than the Fund's currency), liquidity risk and other risks which could result in performance volatility. Therefore, the performance of this Fund is not guaranteed, the unit price of each Fund may go up or down and past performance does not necessarily indicative of future performance.

Manulife Indonesia

Established in 1985, PT Asuransi Jiwa Manulife Indonesia (Manulife Indonesia) is part of Manulife Financial Corporation Group, a Canada-based financial services group with operations across Asia, Canada, and the United States. Manulife Indonesia offers a wide range of financial services, including life insurance, accident and health insurance, as well as investment and pension plans to individual customers and group clients in Indonesia. Through a network of almost 18,000 employees and professional agents across more than 70 sales offices, Manulife Indonesia serves approximately 2 million customers in Indonesia.

PT Asuransi Jiwa Manulife Indonesia is licensed and supervised by the Indonesian Financial Services Authority (Otoritas Jasa Keuangan or OJK). For more information about Manulife Indonesia, including links to follow us on Facebook, X, Instagram, and YouTube, please visit www.manulife.co.id.

www.manulife.co.id | @Manulife_id | Manulife Indonesia
Manulife Indonesia | @Manulife_id