Manulife

FACT SHEET

MANULIFE DANA EKUITAS INDONESIA CHINA - USD

OCT 2026

Investment Objective

To generate capital appreciation by investing in medium to long term in Indonesian equities and/or companies listed on the Hong Kong stock exchange (including China H-shares and red chip companies) that derive majority of their revenue from China.

Risk Classification

Risk classification is based on type of fund.

Low — Mid — High

Money Market | Fixed Income | Balanced | Equity

Fund Information

Inception Date	:	12 May 10
Inception Price	:	USD 0.1141
Fund Size	:	USD 5,490,375.97
Number of unit	:	58,786,562.17
Net Asset Value/Unit [4]	:	USD 0.0934
Fund Currency	:	USD
Type of fund	:	Equity
Valuation	:	Daily
Custodian Bank	:	Standard Chartered Bank
Annual Management Fee	:	2.50%
Bloomberg Code	:	MLLDECU IJ
Fund Manager	:	PT Manulife Aset Manajemen Indonesia

Allocation

Equity	:	80 - 100 %
Money Market	:	0 - 20 %

Portfolio

Indonesian Equity	:	81.68%
China Equity	:	18.28%
Money Market	:	0.04%

Note

1) Annualized (1 year = 365 days) and using compound method (for products that have been more than one year old since inception).
2) The benchmark is 85% JCI + 15% Hang Seng Mainland 25 Index in USD terms.
3) Based on GICS (Global Industrials Classification Standard).
4) The Net Asset Value / Unit has calculated the costs, including fees related to transaction and transaction settlement as well as administration and recording.

Performance Since Inception

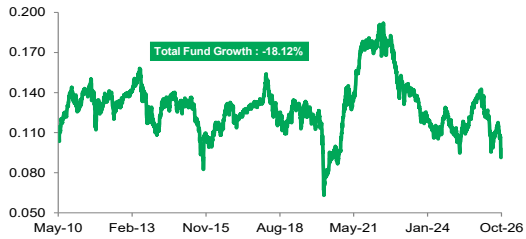

Monthly Performance Last 3 Years

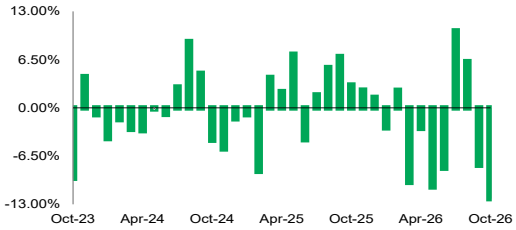

Fund Performance

Performance in USD per (30/10/26)

	1 mo	3 mo	6 mo	YTD	1 yr	3 yr [1]	5 yr [1]	Since Inception [1]
MDEIC (in USD)	-12.23%	-13.97%	-22.06%	-32.09%	-29.50%	-7.93%	-12.02%	-1.21%
BM [2]	-15.75%	-17.81%	-27.55%	-41.91%	-39.48%	-9.23%	-7.87%	-0.40%

Yearly Performance

	2025	2024	2023	2022	2021	2020	2019	2018
MDEIC (in USD)	21.39%	-8.28%	-13.28%	-18.70%	38.05%	2.94%	3.43%	-14.00%
BM [2]	19.83%	-1.84%	4.10%	-5.48%	4.51%	-5.26%	7.47%	-9.77%

Top Holdings* & Sector Allocation[3]

- Stock - Adaro Andalan Indonesia PT
- Stock - AKR Corporindo Tbk PT
- Stock - Alamtri Minerals Indonesia Tbk PT
- Stock - Alamtri Resources Indonesia Tbk PT
- Stock - ANTAM Persero Tbk PT
- Stock - Astra International Tbk PT
- Stock - Bank Central Asia Tbk PT
- Stock - Bank Mandiri Persero Tbk PT
- Stock - Bank Negara Indonesia Persero Tbk PT
- Stock - Bank of China Ltd
- Stock - Bank Pan Indonesia Tbk PT
- Stock - Bank Rakyat Indonesia Persero Tbk PT
- Stock - Bumi Resources Minerals Tbk PT
- Stock - BYD Co Ltd
- Stock - China Construction Bank Corp
- Stock - Indah Kiat Pulp & Paper Tbk PT
- Stock - Indofood Sukses Makmur Tbk PT
- Stock - Map Aktif Adiperkasa PT
- Stock - Mayora Indah Tbk PT
- Stock - Merdeka Copper Gold Tbk PT
- Stock - PT TIMAH Persero Tbk
- Stock - Telkom Indonesia Persero Tbk PT
- Stock - Tencent Holdings Ltd
- Stock - Triputra Agro Persada PT
- Stock - United Tractors Tbk PT
- Stock - Vale Indonesia Tbk PT
- Stock - Xiaomi Corp

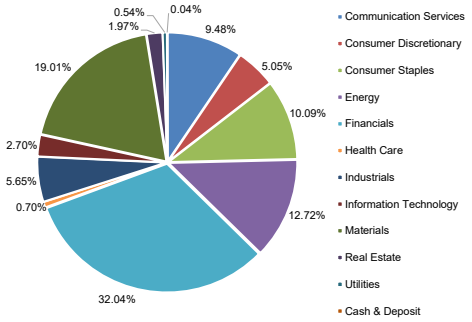

Non Affiliates

Investment Manager Commentary

Indonesia equity market fell in October, extending September's correction in one of the market's sharpest sell-offs in recent history. The decline was triggered on 15 October, when MSCI proposed reclassifying Indonesia to Standalone Market status, citing a lack of consistent progress on market reforms. The announcement caused a record 11.6% single-day drop in the JCI on 16 October, the largest since 1998. In response, IDX announced transparency measures, including removing stocks with high shareholding concentration from index calculations and freezing accounts suspected of market manipulation. Foreign investors recorded net outflows of USD 1.0 billion during the month, nearly double September's outflow. The global backdrop remained challenging. The US 10-year Treasury yield rose to 5.34% in early October, its highest level since 2002. High US yields and a firm US dollar continued to weigh on emerging market currencies and capital flows. Bank Indonesia kept the BI-Rate at 5.75% and announced a phased 2-percentage-point cut in banks' reserve requirement ratio over November and December, which is expected to release around IDR 90 trillion of liquidity into the banking system. Chinese equities were also weaker in the month due to weak earnings results and correction in AI theme stocks. Portfolio allocations in energy contributed positive attributions, meanwhile allocations in materials contributed negative attributions to performance.

Disclaimer: This report is prepared by PT Asuransi Jiwa Manulife Indonesia only for information purposes and not to be used as a sales offering or proposal. Although this report has been prepared meticulously, PT Asuransi Jiwa Manulife Indonesia does not guarantee its accuracy, sufficiency or completeness, and is not responsible for any consequences arising from any actions which are based on the information stated herein. Investments in capital market instruments are subject to various risks which include, but not limited to, market risk, credit risk, interest rate risk, exchange rate risk (particularly in Fund which has allocation in offshore investment instruments in different currencies than the Fund's currency), liquidity risk and other risks which could result in performance volatility. Therefore, the performance of this Fund is not guaranteed, the unit price of each Fund may go up or down and past performance does not necessarily indicative of future performance.

Manulife Indonesia

Established in 1985, PT Asuransi Jiwa Manulife Indonesia (Manulife Indonesia) is part of Manulife Financial Corporation Group, a Canada-based financial services group with operations across Asia, Canada, and the United States. Manulife Indonesia offers a wide range of financial services, including life insurance, accident and health insurance, as well as investment and pension plans to individual customers and group clients in Indonesia. Through a network of almost 18,000 employees and professional agents across more than 70 sales offices, Manulife Indonesia serves approximately 2 million customers in Indonesia.

PT Asuransi Jiwa Manulife Indonesia is licensed and supervised by the Indonesian Financial Services Authority (Otoritas Jasa Keuangan or OJK). For more information about Manulife Indonesia, including links to follow us on Facebook, X, Instagram, and YouTube, please visit www.manulife.co.id.