Manulife

FACT SHEET

MANULIFE DANA EKUITAS ASIA PASIFIK - USD

OCT 2026

Investment Objective

To achieve long term capital growth by investing mainly in offshore instruments consist of 80% - 100% in equity securities which are sold through public offerings and / or traded at the stock exchanges in the Asia Pacific region.

Risk Classification

Risk classification is based on type of fund.

Low — Mid — High

Money Market — Fixed Income — Balanced — Equity

Fund Information

Inception Date	:	5 Dec 16
Inception Price	:	USD 1.0000
Fund Size	:	USD 63,079,067.51
Number of unit	:	28,176,860.33
Net Asset Value/Unit [4]	:	USD 2.2387
Fund Currency	:	USD
Type of fund	:	Equity
Valuation	:	Daily
Custodian Bank	:	Citibank N.A.
Annual Management Fee	:	2.50%
Bloomberg Code	:	MAAPUSD IJ
Fund Manager	:	PT Manulife Aset Manajemen Indonesia

Allocation

Equity	:	80 - 100 %
Money Market	:	0 - 20 %

Portfolio

Equity On Shore	:	0.35%
Equity Off Shore	:	71.92%
Money Market	:	27.72%

Note

1) Annualized (1 year = 365 days) and using compound method (for products that have been more than one year old since inception).
2) The benchmark is FTSE Sharia Asia Pacific ex Japan in USD terms.
3) Based on GICS (Global Industrials Classification Standard).
4) The Net Asset Value / Unit has calculated the costs, including fees related to transaction and transaction settlement as well as administration and recording.

Performance Since Inception

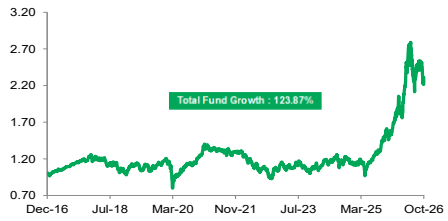

Monthly Performance Last 3 Years

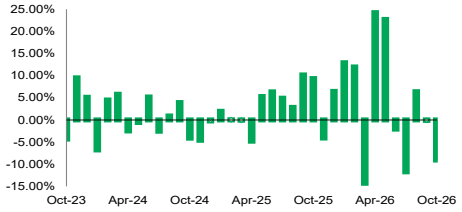

Fund Performance

Performance in USD per (30/10/26)

	1 mo	3 mo	6 mo	YTD	1 yr	3 yr [1]	5 yr [1]	Since Inception [1]
MDEAP (USD)	-9.06%	-3.36%	2.54%	38.00%	40.90%	30.97%	11.61%	8.47%
BM [2]	-10.38%	-5.19%	-0.61%	24.58%	25.68%	24.47%	7.93%	9.37%

Yearly Performance

	2025	2024	2023	2022	2021	2020	2019	2018
MDEAP (USD)	44.19%	-1.93%	11.19%	-20.50%	0.96%	9.02%	17.67%	-16.10%
BM [2]	28.91%	3.42%	11.11%	-21.30%	1.58%	24.45%	15.92%	-15.95%

Top Holdings* & Sector Allocation[3]

Stock - AAC Technologies Holdings Inc	Stock - NARI Technology Co Ltd
Stock - Advantech Co Ltd	Stock - NAURA Technology Group Co Ltd
Stock - Alibaba Group Holding Ltd	Stock - Ningbo Orient Wires & Cables Co Ltd
Stock - ALS Ltd	Stock - OmniVision Integrated Circuits Group Inc
Stock - ASE Technology Holding Co Ltd	Stock - PTT Exploration & Production PCL
Stock - ASMPT Ltd	Stock - Rio Tinto Ltd
Stock - BHP Group Ltd	Stock - Samsonite Group SA
Stock - Bosideng International Holdings Ltd	Stock - Samsung Biologics Co Ltd
Stock - Brambles Ltd	Stock - Samsung Biologics Co Ltd
Stock - BYD Co Ltd	Stock - Samsung Electronics Co Ltd
Stock - China Tower Corp Ltd	Stock - Samsung Electronics Co Ltd
Stock - Contemporary Amperex Technology Co Ltd	Stock - Samsung Episholdings Co Ltd
Stock - CSL Ltd	Stock - Santos Ltd
Stock - Delta Electronics Inc	Stock - Shenzhen Inovance Technology Co Ltd
Stock - Elite Material Co Ltd	Stock - SK hynix Inc
Stock - Evolution Mining Ltd	Stock - Sungrow Power Supply Co Ltd
Stock - Giant Manufacturing Co Ltd	Stock - Taiwan Semiconductor Manufacturing Co Ltd
Stock - Goodman Group	Stock - Telkom Indonesia Persero Tbk PT
Stock - Haier Smart Home Co Ltd	Stock - Telstra Group Ltd
Stock - HD Hyundai Electric Co Ltd	Stock - Unimicron Technology Corp
Stock - Hon Hai Precision Industry Co Ltd	Stock - Voltronic Power Technology Corp
Stock - JD.com Inc	Stock - Wesfarmers Ltd
Stock - Johnson Electric Holdings Ltd	Stock - Wiwynn Corp
Stock - Kia Corp	Stock - Woodside Energy Group Ltd
Stock - Lenovo Group Ltd	Stock - WUS Printed Circuit Kunshan Co Ltd
Stock - LG Chem Ltd	Stock - Xiaomi Corp
Stock - MediaTek Inc	Stock - Zhejiang Sanhua Intelligent Controls Co Ltd
Stock - Minth Group Ltd	

Non Affiliates

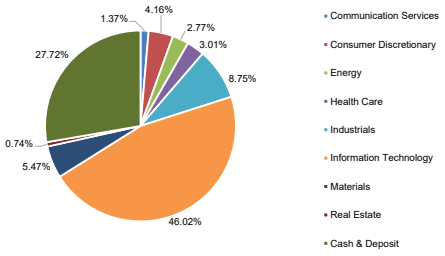

Investment Manager Commentary

Asia Pacific equities declined in October with performance highly divergent across markets. The selloff was concentrated in tech-heavy and AI-exposed markets, such as Korea and Taiwan, while commodity-linked and domestically-driven markets like Australia and India bucked the trend. Technology and semiconductor-heavy North Asian markets came under pressure, as investors reassessed elevated valuations and the sustainability of AI infrastructure spending. Taiwan and South Korea were consequently volatile, although strong late-month earnings from SK Hynix supported a partial rebound. China remained constrained by weak domestic demand and lingering regulatory concerns, while ASEAN markets generally lagged North Asia amid pressure from higher oil prices and a firm US dollar. The macroeconomic environment remained challenging. The IMF Regional Economic Outlook highlighted three key forces shaping Asia: the Middle East-driven energy shock, the AI-led technology boom, and continued shifts in global trade. While regional growth remained relatively resilient, higher energy costs and uneven benefits from AI increased dispersion across economies and sectors. Portfolio allocations in energy contributed positive attributions, meanwhile allocations in industrials contributed negative attributions to performance.

Disclaimer: This report is prepared by PT Asuransi Jiwa Manulife Indonesia only for information purposes and not to be used as a sales offering or proposal. Although this report has been prepared meticulously, PT Asuransi Jiwa Manulife Indonesia does not guarantee its accuracy, sufficiency or completeness, and is not responsible for any consequences arising from any actions which are based on the information stated herein. Investments in capital market instruments are subject to various risks which include, but not limited to, market risk, credit risk, interest rate risk, exchange rate risk (particularly in Fund which has allocation in offshore investment instruments in different currencies than the Fund's currency), liquidity risk and other risks which could result in performance volatility. Therefore, the performance of this Fund is not guaranteed, the unit price of each Fund may go up or down and past performance does not necessarily indicative of future performance.

Manulife Indonesia

Established in 1985, PT Asuransi Jiwa Manulife Indonesia (Manulife Indonesia) is part of Manulife Financial Corporation Group, a Canada-based financial services group with operations across Asia, Canada, and the United States. Manulife Indonesia offers a wide range of financial services, including life insurance, accident and health insurance, as well as investment and pension plans to individual customers and group clients in Indonesia. Through a network of almost 18,000 employees and professional agents across more than 70 sales offices, Manulife Indonesia serves approximately 2 million customers in Indonesia.

PT Asuransi Jiwa Manulife Indonesia is licensed and supervised by the Indonesian Financial Services Authority (Otoritas Jasa Keuangan or OJK). For more information about Manulife Indonesia, including links to follow us on Facebook, X, Instagram, and YouTube, please visit www.manulife.co.id.