Manulife

FACT SHEET

MANULIFE DANA BERIMBANG GLOBAL INCOME DOLLAR

OCT 2026

Investment Objective

The fund aims to provide a balance of income and growth while reducing risk by investing in Offshore Securities both stocks and bonds traded in Global Market, directly and/or through mutual funds.

Risk Classification

Risk classification is based on type of fund.

Low — Mid — High

Money Market — Fixed Income — Balanced — Equity

Fund Information

Inception Date	:	1 Sep 25
Inception Price	:	USD 1.0000
Fund Size	:	USD 6,551,830.43
Number of unit	:	6,384,672.06
Net Asset Value/Unit [4]	:	USD 1.0262
Fund Currency	:	USD
Type of fund	:	Balanced
Valuation	:	Daily
Custodian Bank	:	Bank DBS Indonesia
Annual Management Fee	:	2.00%
Bloomberg Code	:	MANDBGD IJ
Fund Manager	:	PT Manulife Aset Manajemen Indonesia

Allocation

Equity	: 40 - 60 %
Bond	: 40 - 60 %
Money Market	: 0 - 20 %

Portfolio

Equity	:	44.31%
Government Bond	:	54.31%
Corporate Bond	:	0.00%
Money Market	:	1.39%

Note

1) Annualized (1 year = 365 days) and using compound method (for products that have been more than one year old since inception).

2) The benchmark for this fund is 50% (Average Time Deposit + 1%), net of tax + 50% MSCI ACWI Index, net of tax.

3) Sector allocation based on GICS (Global Industrials Classification Standard).

4) The Net Asset Value / Unit has calculated the costs, including fees related to transaction and transaction settlement as well as administration and recording.

5) Fund's annual performance in 2025 refers to performance of another fund with a similar underlying assets because the fund's inception date was Sep 01, 2025.

Performance Since Inception

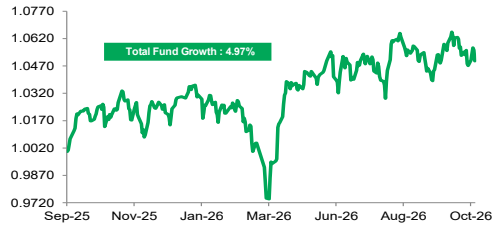

Monthly Performance

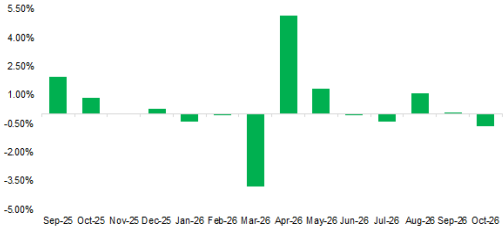

Fund Performance

Performance in USD per (30/10/26)

	1 mo	3 mo	6 mo	YTD	1 yr	3 yr [1]	5 yr [1]	Since Inception [1]
MDBGD	-0.65%	0.50%	1.28%	1.93%	2.14%	n/a	n/a	4.27%
BM [2]	-0.57%	0.16%	2.10%	4.81%	5.61%	n/a	n/a	6.97%

Yearly Performance

	2025 [5]	2024	2023	2022	2021	2020	2019	2018
MDBGD	7.77%	n/a	n/a	n/a	n/a	n/a	n/a	n/a
BM [2]	9.44%	n/a	n/a	n/a	n/a	n/a	n/a	n/a

Top Holdings* & Sector Allocation[3]

Mutual Fund - Manulife USD Fixed Income Fund Kelas A2
Stock - Advanced Micro Devices Inc
Stock - Alphabet Inc
Stock - Amazon.com Inc
Stock - Apple Inc
Stock - AstraZeneca PLC
Stock - Broadcom Inc
Stock - Cheniere Energy Inc
Stock - Eli Lilly & Co
Stock - JPMorgan Chase & Co
Stock - Linde PLC
Stock - Meta Platforms Inc
Stock - Microsoft Corp
Stock - Morgan Stanley
Stock - NVIDIA Corp
Stock - Palo Alto Networks Inc
Stock - Sumitomo Mitsui Trust Group Inc
Stock - Taiwan Semiconductor Manufacturing Co Ltd
Stock - TOTO Ltd
Stock - United Rentals Inc
Stock - Visa Inc
Stock - Walmart Inc

Non Affiliates

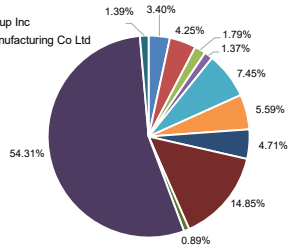

Investment Manager Commentary

Global financial markets faced continued volatility in October amid a sharp rotation away from AI-related technology stocks. Global equities were under pressure due to selling pressure in IT sector amid profit taking in AI-related stocks as investors questioned elevated valuations, rising financing requirements and the returns from massive AI infrastructure spending. Market sentiment also weighed by escalating Middle East tensions pushed Brent crude toward USD 118 per barrel, adding to inflation concerns. On the domestic front, the MSCI announcement dominated the market sentiment. The proposed reclassification of Indonesia from Emerging Market to Standalone Market status triggered broad-based negative sentiment, leading to a sharp equity market sell-off, rising bond yields, and a weaker Rupiah. To address Rupiah depreciation, Bank Indonesia (BI) maintained its policy rate at 5.75% while delivering a policy mix to support currency stability and domestic liquidity. Measures included raising the Deposit Facility Rate to 5.00%, cutting the reserve requirement ratio from 9% to 7%, and strengthening DNDF hedging incentives to attract foreign capital inflows. BI continued its path on lowering SRBI yields and reducing outstanding volumes to improve market liquidity.

Disclaimer: This report is prepared by PT Asuransi Jiwa Manulife Indonesia only for information purposes and not to be used as a sales offering or proposal. Although this report has been prepared meticulously, PT Asuransi Jiwa Manulife Indonesia does not guarantee its accuracy, sufficiency or completeness, and is not responsible for any consequences arising from any actions which are based on the information stated herein. Investments in capital market instruments are subject to various risks which include, but not limited to, market risk, credit risk, interest rate risk, exchange rate risk (particularly in Fund which has allocation in offshore investment instruments in different currencies than the Fund's currency), liquidity risk and other risks which could result in performance volatility. Therefore, the performance of this Fund is not guaranteed, the unit price of each Fund may go up or down and past performance does not necessarily indicative of future performance.

Manulife Indonesia

Established in 1985, PT Asuransi Jiwa Manulife Indonesia (Manulife Indonesia) is part of Manulife Financial Corporation Group, a Canada-based financial services group with operations across Asia, Canada, and the United Sta Manulife Indonesia offers a wide range of financial services, including life insurance, accident and health insurance, as well as investment and pension plans to individual customers and group clients in Indonesia. Through a networ almost 18,000 employees and professional agents across more than 70 sales offices, Manulife Indonesia serves approximately 2 million customers in Indonesia.

PT Asuransi Jiwa Manulife Indonesia is licensed and supervised by the Indonesian Financial Services Authority (Otoritas Jasa Keuangan or OJK). For more information about Manulife Indonesia, including links to follow us Facebook, X, Instagram, and YouTube, please visit www.manulife.co.id.

www.manulife.co.id @Manulife_id Manulife Indonesia
Manulife Indonesia @Manulife_id