Manulife

FACT SHEET

MANULIFE DANA EKUITAS TEKNOLOGI KESEHATAN GLOBAL DOLAR

OCT 2026

Investment Objective

To achieve long term capital growth by investing mainly in equity securities of companies which predominant economic activities are in healthcare, pharmaceuticals, medical technology and supplies and the development of biotechnology sectors, onshore and/or offshore, directly and/or through mutual fund(s).

Risk Classification

Risk classification is based on type of fund.

Low — Mid — High

Money Market — Fixed Income — Balanced — Equity

Fund Information

Inception Date	:	18 Oct 21
Inception Price	:	USD 1.0000
Fund Size	:	USD 562,157.32
Number of unit	:	426,982.99
Net Asset Value/Unit [3]	:	USD 1.3166
Fund Currency	:	USD
Type of fund	:	Equity
Valuation	:	Daily
Custodian Bank	:	Bank DBS Indonesia
Annual Management Fee	:	2.50%
Bloomberg Code	:	MATKGMU IJ
Fund Manager	:	PT Manulife Aset Manajemen Indonesia

Allocation

Equity	:	80 - 100 %
Money Market	:	0 - 20 %

Portfolio

Equity	:	99.38%
Money Market	:	0.62%

Note

1) Annualized (1 year = 365 days) and using compound method (for products that have been more than one year old since inception).
2) The benchmark is MSCI World Healthcare Net Total Return USD Index.
3) The Net Asset Value / Unit has calculated the costs, including fees related to transaction and transaction settlement as well as administration and recording.

Performance Since Inception

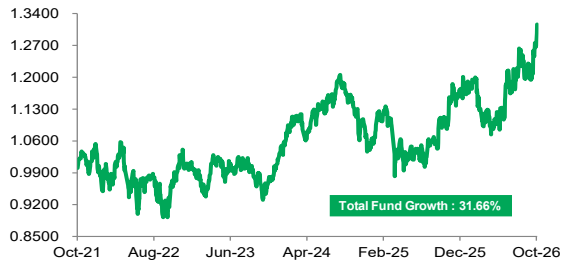

Monthly Performance Last 3 Years

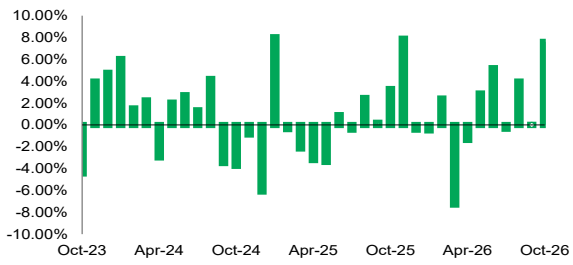

Fund Performance

Performance in USD per (30/10/26)

	1 mo	3 mo	6 mo	YTD	1 yr	3 yr [1]	5 yr [1]	Since Inception [1]
MANTKG	7.60%	11.87%	20.62%	12.40%	20.75%	12.13%	5.21%	5.61%
BM [2]	9.86%	11.90%	21.47%	15.10%	24.01%	14.02%	6.40%	7.23%

Yearly Performance

	2025	2024	2023	2022	2021	2020	2019	2018
MANTKG	12.68%	2.19%	1.17%	-4.60%	n/a	n/a	n/a	n/a
BM [2]	15.55%	0.94%	3.76%	-5.68%	n/a	n/a	n/a	n/a

Top Holdings* & Sector Allocation

Mutual Fund - BlackRock Global Funds - World Healthscience Fund

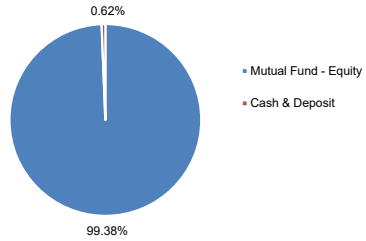

Non Affiliates

Investment Manager Commentary

Global healthcare equities performed strongly in October, benefiting from a rotation toward defensive and quality stocks as technology shares sold off. The macroeconomic backdrop supported healthcare's defensive characteristics. Elevated borrowing costs and renewed inflation concerns increased investor preference for companies with resilient earnings and cash flows. Meanwhile, policy uncertainty surrounding US drug pricing eased, with agreements between pharmaceutical companies and the US government proving more favorable than initially feared. At the industry level, pharmaceuticals and biotechnology performed strongly, supported by improving sentiment toward drug pricing, accelerating innovation and increased M&A activity. Obesity treatments, immunotherapies and oncology remained important structural growth areas. Medical technology and life-science tools also benefited from signs of cyclical recovery. Regionally, the US and European healthcare markets benefited from the rotation toward defensive sectors. Large pharmaceutical companies including Eli Lilly, Johnson & Johnson, Roche, Novartis and AstraZeneca remained important contributors to the global healthcare universe. Overall, October highlighted healthcare's defensive qualities alongside improving structural growth prospects, with easing policy risks and continued drug innovation supporting investor sentiment.

Disclaimer: This report is prepared by PT Asuransi Jiwa Manulife Indonesia only for information purposes and not to be used as a sales offering or proposal. Although this report has been prepared meticulously, PT Asuransi Jiwa Manulife Indonesia does not guarantee its accuracy, sufficiency or completeness, and is not responsible for any consequences arising from any actions which are based on the information stated herein. Investments in capital market instruments are subject to various risks which include, but not limited to, market risk, credit risk, interest rate risk, exchange rate risk (particularly in Fund which has allocation in offshore investment instruments in different currencies than the Fund's currency), liquidity risk and other risks which could result in performance volatility. Therefore, the performance of this Fund is not guaranteed, the unit price of each Fund may go up or down and past performance does not necessarily indicative of future performance.

Established in 1985, PT Asuransi Jiwa Manulife Indonesia (Manulife Indonesia) is part of Manulife Financial Corporation Group, a Canada-based financial services group with operations across Asia, Canada, and the United States. Manulife Indonesia offers a wide range of financial services, including life insurance, accident and health insurance, as well as investment and pension plans to individual customers and group clients in Indonesia. Through a network of almost 18,000 employees and professional agents across more than 70 sales offices, Manulife Indonesia serves approximately 2 million customers in Indonesia.

PT Asuransi Jiwa Manulife Indonesia is licensed and supervised by the Indonesian Financial Services Authority (Otoritas Jasa Keuangan or OJK). For more information about Manulife Indonesia, including links to follow us on Facebook, X, Instagram, and YouTube, please visit www.manulife.co.id.

www.manulife.co.id @Manulife_id Manulife Indonesia
Manulife Indonesia @Manulife_id