Manulife

FACT SHEET

MANULIFE DANA EKUITAS TEKNOLOGI GLOBAL DOLAR

OCT 2026

Investment Objective

To achieve long term capital growth by investing mainly in equity securities of companies whose predominant economic activity is in the technology sector, onshore and/or offshore, directly and/or through mutual fund(s).

Risk Classification

Risk classification is based on type of fund.

Low — Mid — High

Money Market — Fixed Income — Balanced — Equity

Fund Information

Inception Date	:	22 Mar 21
Inception Price	:	USD 1.0000
Fund Size	:	USD 34,344,216.52
Number of unit	:	24,006,593.72
Net Asset Value/Unit [3]	:	USD 1.4306
Fund Currency	:	USD
Type of fund	:	Equity
Valuation	:	Daily
Custodian Bank	:	Citibank N.A.
Annual Management Fee	:	2.50%
Bloomberg Code	:	MATGDMU IJ
Fund Manager	:	PT Manulife Aset Manajemen Indonesia

Allocation

Equity	:	80 - 100 %
Money Market	:	0 - 20 %

Portfolio

Equity	:	89.66%
Money Market	:	10.34%

Note

1) Annualized (1 year = 365 days) and using compound method (for products that have been more than one year old since inception).
2) The benchmark is MSCI All Country World Information Technology Index.
3) The Net Asset Value / Unit has calculated the costs, including fees related to transaction and transaction settlement as well as administration and recording.

Performance Since Inception

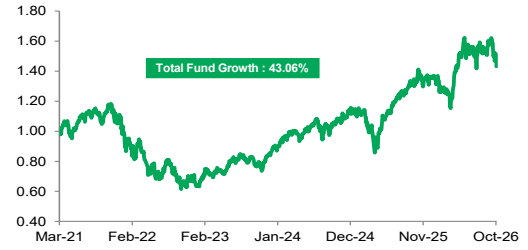

Monthly Performance Last 3 Years

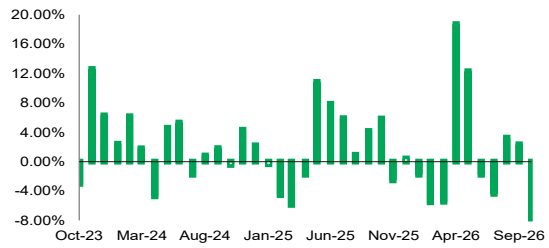

Fund Performance

Performance in USD per (30/10/26)

	1 mo	3 mo	6 mo	YTD	1 yr	3 yr [1]	5 yr [1]	Since Inception [1]
MANTEK	-9.50%	-4.35%	0.89%	5.06%	2.81%	23.84%	4.79%	6.59%
BM [2]	-5.38%	2.04%	14.78%	34.53%	34.12%	30.51%	17.27%	17.55%

Yearly Performance

	2025	2024	2023	2022	2021	2020	2019	2018
MANTEK	21.31%	24.49%	41.92%	-42.34%	n/a	n/a	n/a	n/a
BM [2]	19.03%	21.72%	37.71%	-27.82%	n/a	n/a	n/a	n/a

Top Holdings* & Sector Allocation

Stock - Advanced Micro Devices Inc
Stock - Airbnb Inc
Stock - Alphabet Inc
Stock - Amazon.com Inc
Stock - Apple Inc
Stock - Arista Networks Inc
Stock - ASML Holding NV
Stock - Broadcom Inc
Stock - Ciena Corp
Stock - Lam Research Corp
Stock - Marvell Technology Inc
Stock - Meta Platforms Inc
Stock - Micron Technology Inc
Stock - Microsoft Corp
Stock - NVIDIA Corp
Stock - Palantir Technologies Inc
Stock - Palo Alto Networks Inc
Stock - Samsara Inc
Stock - Sandisk Corp
Stock - Seagate Technology Holdings PLC
Stock - Shopify Inc
Stock - SK hynix Inc
Stock - Texas Instruments Inc
Stock - Visa Inc

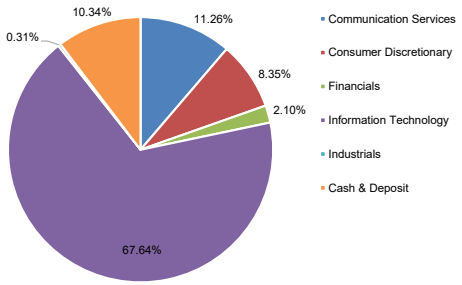

Non Affiliates

Investment Manager Commentary

Global technology equities corrected sharply in October as investors reassessed elevated valuations and the prospective returns from substantial AI infrastructure spending. Macroeconomic conditions became less supportive for growth stocks. Higher energy prices intensified inflation concerns, while elevated borrowing costs raised questions about financing increasingly capital-intensive data centres and AI infrastructure. Investors consequently demanded clearer evidence that significant technology spending would translate into sustainable revenue, earnings and free cash flow. Semiconductors and AI infrastructure-related companies were among the weakest segments. Hardware suppliers and heavily financed AI-cloud providers also underperformed, while established software companies with recurring revenues and visible AI monetisation generally proved more resilient. Regionally, the sell-off was pronounced in the United States, South Korea, Taiwan and Japan. Korean memory-chip producers Samsung Electronics and SK Hynix declined sharply, while Taiwan's TSMC also weakened despite resilient chip demand. European semiconductor-equipment companies, including ASML, faced similar valuation pressure.

Disclaimer: This report is prepared by PT Asuransi Jiwa Manulife Indonesia only for information purposes and not to be used as a sales offering or proposal. Although this report has been prepared meticulously, PT Asuransi Jiwa Manulife Indonesia does not guarantee its accuracy, sufficiency or completeness, and is not responsible for any consequences arising from any actions which are based on the information stated herein. Investments in capital market instruments are subject to various risks which include, but not limited to, market risk, credit risk, interest rate risk, exchange rate risk (particularly in Fund which has allocation in offshore investment instruments in different currencies than the Fund's currency), liquidity risk and other risks which could result in performance volatility. Therefore, the performance of this Fund is not guaranteed, the unit price of each Fund may go up or down and past performance does not necessarily indicative of future performance.

Manulife Indonesia

Established in 1985, PT Asuransi Jiwa Manulife Indonesia (Manulife Indonesia) is part of Manulife Financial Corporation Group, a Canada-based financial services group with operations across Asia, Canada, and the United States. Manulife Indonesia offers a wide range of financial services, including life insurance, accident and health insurance, as well as investment and pension plans to individual customers and group clients in Indonesia. Through a network of almost 18,000 employees and professional agents across more than 70 sales offices, Manulife Indonesia serves approximately 2 million customers in Indonesia.

PT Asuransi Jiwa Manulife Indonesia is licensed and supervised by the Indonesian Financial Services Authority (Otoritas Jasa Keuangan or OJK). For more information about Manulife Indonesia, including links to follow us on Facebook, X, Instagram, and YouTube, please visit www.manulife.co.id.