Manulife

FACT SHEET

MANULIFE DANA EKUITAS CHINA DOLAR

OCT 2026

Investment Objective

To achieve long term capital growth by investing mainly in equity securities of companies domiciled in the People's Republic of China (PRC) as well as other companies that have close economic links with the PRC, onshore and/or offshore, directly and/or through mutual funds.

Risk Classification

Risk classification is based on type of fund.

Low — Mid — High

Money Market | Fixed Income | Balanced | Equity

Fund Information

Inception Date	:	22 Mar 21
Inception Price	:	USD 1.0000
Fund Size	:	USD 490,002.51
Number of unit	:	965,108.08
Net Asset Value/Unit [3]	:	USD 0.5077
Fund Currency	:	USD
Type of fund	:	Equity
Valuation	:	Daily
Custodian Bank	:	Bank DBS Indonesia
Annual Management Fee	:	2.50%
Bloomberg Code	:	MAECDMU IJ
Fund Manager	:	PT Manulife Aset Manajemen Indonesia

Allocation

Equity	:	80 - 100 %
Money Market	:	0 - 20 %

Portfolio

Equity	:	99.57%
Money Market	:	0.43%

Note

1) Annualized (1 year = 365 days) and using compound method (for products that have been more than one year old since inception).
2) The benchmark is MSCI Golden Dragon Index.
3) The Net Asset Value / Unit has calculated the costs, including fees related to transaction and transaction settlement as well as administration and recording.

Performance Since Inception

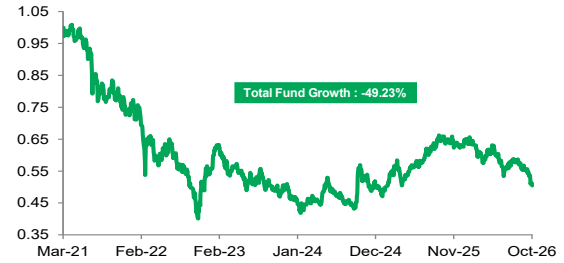

Monthly Performance Last 3 Years

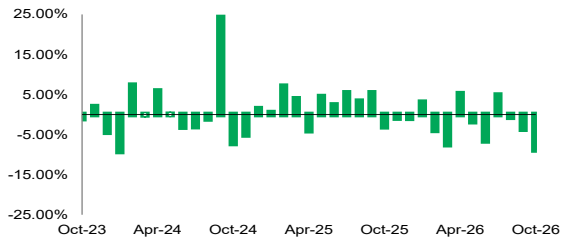

Fund Performance

Performance in USD per (30/10/26)

	1 mo	3 mo	6 mo	YTD	1 yr	3 yr [1]	5 yr [1]	Since Inception [1]
MADENA	-8.83%	-12.76%	-16.04%	-19.11%	-20.56%	1.71%	-8.52%	-11.38%
BM [2]	-7.38%	-4.62%	-1.05%	11.15%	9.10%	22.76%	4.03%	1.69%

Yearly Performance

	2025	2024	2023	2022	2021	2020	2019	2018
MADENA	25.42%	6.41%	-15.76%	-23.41%	n/a	n/a	n/a	n/a
BM [2]	30.54%	20.05%	-3.45%	-23.53%	n/a	n/a	n/a	n/a

Top Holdings* & Sector Allocation

Mutual Fund - UBS Lux Equity SICAV - All China USD

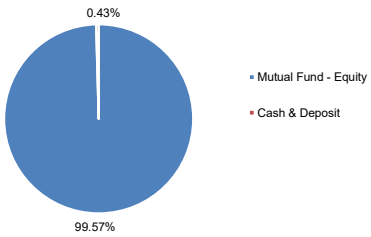

Non Affiliates

Investment Manager Commentary

Chinese equities declined in October as weak domestic fundamentals and the global sell-off in AI-related stocks outweighed continued policy support. The macroeconomic backdrop remained challenging. Subdued household confidence, persistent property-sector pressures and cautious private-sector investment continued to constrain domestic demand. At the same time, higher global energy prices and a strong US dollar created a less supportive environment for emerging-market assets. At the sector level, Information Technology and Consumer Discretionary stocks underperformed, reflecting profit-taking in AI-related companies and concerns that heavy investment in artificial intelligence could dilute near-term earnings. Internet-platform companies also faced renewed regulatory uncertainty and questions surrounding consumer-spending momentum. Conversely, Financials, Energy and defensive state-owned enterprises proved relatively resilient, supported by inexpensive valuations, dividend appeal and higher commodity prices. Within Greater China, mainland A-shares were comparatively defensive, while offshore-listed Chinese technology and internet companies in Hong Kong experienced greater volatility. Overall, October highlighted the tension between China's longer-term technology and innovation potential and persistent near-term challenges from weak domestic demand, property-market stress and regulatory uncertainty.

Disclaimer: This report is prepared by PT Asuransi Jiwa Manulife Indonesia only for information purposes and not to be used as a sales offering or proposal. Although this report has been prepared meticulously, PT Asuransi Jiwa Manulife Indonesia does not guarantee its accuracy, sufficiency or completeness, and is not responsible for any consequences arising from any actions which are based on the information stated herein. Investments in capital market instruments are subject to various risks which include, but not limited to, market risk, credit risk, interest rate risk, exchange rate risk (particularly in Fund which has allocation in offshore investment instruments in different currencies than the Fund's currency), liquidity risk and other risks which could result in performance volatility. Therefore, the performance of this Fund is not guaranteed, the unit price of each Fund may go up or down and past performance does not necessarily indicative of future performance.

Manulife Indonesia

Established in 1985, PT Asuransi Jiwa Manulife Indonesia (Manulife Indonesia) is part of Manulife Financial Corporation Group, a Canada-based financial services group with operations across Asia, Canada, and the United States. Manulife Indonesia offers a wide range of financial services, including life insurance, accident and health insurance, as well as investment and pension plans to individual customers and group clients in Indonesia. Through a network of almost 18,000 employees and professional agents across more than 70 sales offices, Manulife Indonesia serves approximately 2 million customers in Indonesia.

PT Asuransi Jiwa Manulife Indonesia is licensed and supervised by the Indonesian Financial Services Authority (Otoritas Jasa Keuangan or OJK). For more information about Manulife Indonesia, including links to follow us on Facebook, X, Instagram, and YouTube, please visit www.manulife.co.id.