

## MANULIFE DANA EKUITAS ASIA PASIFIK SYARIAH - IDR

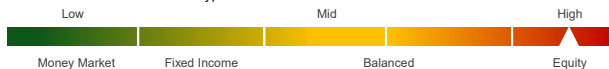
MAY 2026

### Investment Objective

To achieve long term capital growth by investing mainly in sharia equity securities which are sold through public offerings and / or traded at the stock exchanges in the Asia Pacific region which are based on Islamic Principle.

### Risk Classification

Risk classification is based on type of fund.



### Fund Information

Inception Date	: 5 Oct 20
Inception Price	: IDR 14,867.00
Fund Size	: Rp 4.96 bn
Number of unit	: 170,608.45
Net Asset Value/Unit <sup>3)</sup>	: IDR 29,079.68
Fund Currency	: IDR
Type of fund	: Equity
Valuation	: Daily
Custodian Bank	: Citibank N.A.
Annual Management Fee	: 2.50%
Bloomberg Code	: MLDEAPS IJ
Fund Manager	: PT Manulife Aset Manajemen Indonesia

### Allocation

Equity	: 80 - 100 %
Money Market	: 0 - 20 %

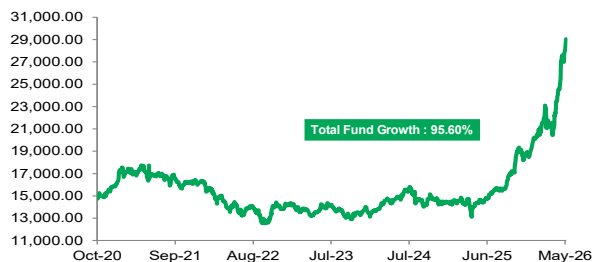
### Portfolio

Equity	: 98.58%
Money Market	: 1.42%

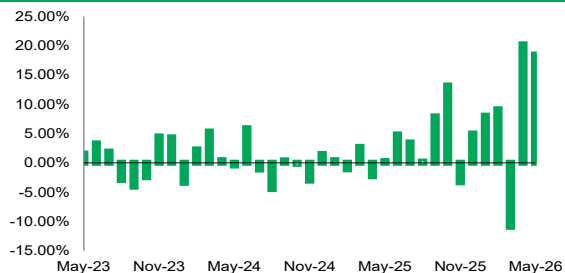
### Note

- 1) Annualized (1 year = 365 days) and using compound method (for products that have been more than one year old since inception).
- 2) The benchmark is FTSE Sharia Asia Pacific ex Japan in IDR terms.
- 3) The Net Asset Value / Unit has calculated the costs, including fees related to transaction and transaction settlement as well as administration and recording.

### Performance Since Inception



### Monthly Performance Last 3 Years

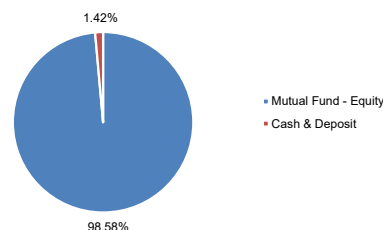


### Fund Performance

	Performance in IDR per (29/05/26)							Yearly Performance								
	1 mo	3 mo	6 mo	YTD	1 yr	3 yr <sup>1)</sup>	5 yr <sup>1)</sup>	Since Inception <sup>1)</sup>	2025	2024	2023	2022	2021	2020	2019	2018
MDEAPS (IDR)	18.50%	26.90%	57.12%	49.66%	#####	29.24%	11.42%	12.61%	34.74%	2.58%	1.43%	-14.48%	0.02%	n/a	n/a	n/a
BM <sup>2)</sup>	21.67%	28.16%	65.49%	58.03%	99.61%	37.11%	15.42%	18.33%	33.14%	9.00%	8.88%	-13.21%	2.74%	n/a	n/a	n/a

### Top Holdings\* & Sector Allocation

Mutual Fund - Manulife Saham Syariah Asia Pasifik Dollar AS



\*Affiliates

### Investment Manager Commentary

Asia Pacific equities moved higher overall, although performance varied significantly across regions. Gains were driven primarily by North Asian markets, particularly Korea and Taiwan, where semiconductor demand remained strong. A number of better-than-expected earnings reports from U.S. technology companies, which fueled optimism that the growth of AI was beginning to create tangible profits, also buoyed investor sentiment. The positive environment unleashed a wave of speculative activity across the tech sector, leading to sizable gains for semiconductor and memory stocks worldwide. South Korea, which gained more than 30% for the month, was the most notable beneficiary of this trend. Elsewhere, China lagged due to weaker economic data and ongoing concerns around domestic demand. Meanwhile India remained broadly flat amid external headwinds and persistent high oil prices that risks inflation pressure and potential rate hike for the country. Portfolio allocations in materials contributed positive attributions, meanwhile allocations in IT contributed negative attributions to performance.

**Disclaimer:** This report is prepared by PT Asuransi Jiwa Manulife Indonesia only for information purposes and not to be used as a sales offering or proposal. Although this report has been prepared meticulously, PT Asuransi Jiwa Manulife Indonesia does not guarantee its accuracy, sufficiency or completeness, and is not responsible for any consequences arising from any actions which are based on the information stated herein. Investments in capital market instruments are subject to various risks which include, but not limited to, market risk, credit risk, interest rate risk, exchange rate risk (particularly in Fund which has allocation in offshore investment instruments in different currencies than the Fund's currency), liquidity risk and other risks which could result in performance volatility. Therefore, the performance of this Fund is not guaranteed, the unit price of each Fund may go up or down and past performance does not necessarily indicative of future performance.

### Manulife Indonesia

Established in 2015, PT Asuransi Jiwa Manulife Indonesia (Manulife Indonesia) is part of Manulife Financial Corporation Group, a Canadian financial services group that operates in Asia, Canada and the United States. Manulife Indonesia offers a wide range of financial services, including life insurance, accident and health insurance, investment and pension plans to individual customers and group clients in Indonesia. Through a network of almost 11,000 employees and professional agents spread across more than 30 sales offices, Manulife Indonesia serves around 2 million customers in Indonesia.

PT Asuransi Jiwa Manulife Indonesia are licensed and supervised by the Otoritas Jasa Keuangan (OJK). To learn more about Manulife Indonesia, follow us on Facebook, Twitter, Instagram, YouTube, or visit [www.manulife.co.id](http://www.manulife.co.id).