

## MANULIFE DANA BERIMBANG GLOBAL INCOME DOLLAR

MAY 2026

### Investment Objective

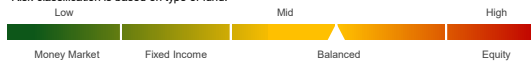
The fund aims to provide a balance of income and growth while reducing risk by investing in Offshore Securities both stocks and bonds traded in Global Market, directly and/or through mutual funds.

### Fund Information

Inception Date	: 1 Sep 25
Inception Price	: USD 1.0000
Fund Size	: USD 5,288,994.30
Number of unit	: 5,038,123.43
Net Asset Value/Unit <sup>(1)</sup>	: USD 1.0498
Fund Currency	: USD
Type of fund	: Balanced
Valuation	: Daily
Custodian Bank	: Bank DBS Indonesia
Annual Management Fee	: 2.00%
Bloomberg Code	: MANDBGD LJ
Fund Manager	: PT Manulife Aset Manajemen Indonesia

### Risk Classification

Risk classification is based on type of fund.



### Allocation

Equity	: 40 - 60 %
Bond	: 40 - 60 %
Money Market	: 0 - 20 %

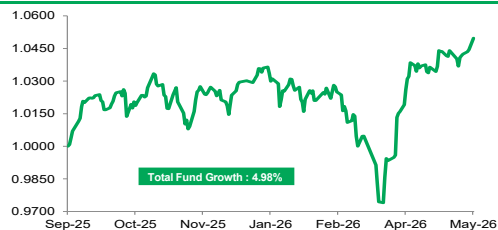
### Portfolio

Equity	: 46.38%
Government Bond	: 42.41%
Corporate Bond	: 0.00%
Money Market	: 11.21%

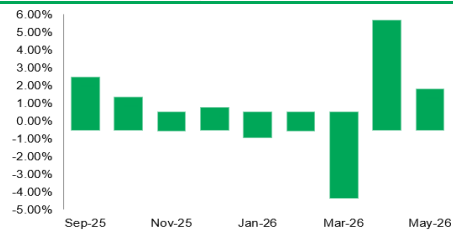
### Note

- 1) Annualized (1 year = 365 days) and using compound method (for products that have been more than one year old since inception).
- 2) The benchmark for this fund is 50% (Average Time Deposit + 1%), net of tax + 50% MSCI ACWI Index, net of tax.
- 3) Sector allocation based on GICS (Global Industrials Classification Standard).
- 4) The Net Asset Value / Unit has calculated the costs, including fees related to transaction and transaction settlement as well as administration and recording.
- 5) Fund's annual performance in 2025 refers to performance of another fund with a similar underlying assets because the fund's inception date was Sep 01, 2025.

### Performance Since Inception



### Monthly Performance



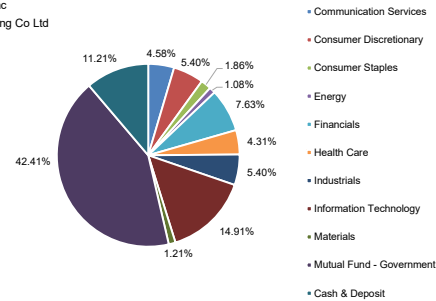
### Fund Performance

	Performance in USD per (29/05/26)								Yearly Performance							
	1 mo	3 mo	6 mo	YTD	1 yr	3 yr <sup>(1)</sup>	5 yr <sup>(1)</sup>	Since Inception <sup>(1)</sup>	2025 <sup>(5)</sup>	2024	2023	2022	2021	2020	2019	2018
MDBGD	1.29%	2.41%	2.17%	1.93%	n/a	n/a	n/a	4.98%	7.77%	n/a	n/a	n/a	n/a	n/a	n/a	n/a
BM <sup>(2)</sup>	2.05%	3.13%	5.48%	4.76%	n/a	n/a	n/a	8.09%	9.44%	n/a	n/a	n/a	n/a	n/a	n/a	n/a

### Top Holdings<sup>(3)</sup> & Sector Allocation<sup>(3)</sup>

Time Deposit - Bank CIMB Niaga  
 Mutual Fund - Manulife USD Fixed Income Fund Kelas A2  
 Stock - Alphabet Inc  
 Stock - Amazon.com Inc  
 Stock - American Express Co  
 Stock - Apple Inc  
 Stock - AstraZeneca PLC  
 Stock - Broadcom Inc  
 Stock - Cheniere Energy Inc  
 Stock - Contemporary Amperex Technology Co Ltd  
 Stock - Eli Lilly & Co  
 Stock - JPMorgan Chase & Co  
 Stock - Meta Platforms Inc  
 Stock - Microsoft Corp  
 Stock - Morgan Stanley  
 Stock - NVIDIA Corp  
 Stock - Palo Alto Networks Inc  
 Stock - Samsung Electronics Co Ltd

Stock - Schneider Electric SE  
 Stock - Sumitomo Mitsui Financial Group Inc  
 Stock - Taiwan Semiconductor Manufacturing Co Ltd  
 Stock - United Rentals Inc  
 Stock - Visa Inc  
 Stock - Walmart Inc



<sup>(1)</sup>Non Affiliates

### Investment Manager Commentary

The world equity markets climbed to a series of new all-time highs in May, continuing the impressive rally that began in early April. Although the war in Iran continued, creating ongoing constraints on crude oil supplies, investors appeared to grow increasingly optimistic that a peace deal was inevitable. Europe and Japan, which are reliant on imported energy, were both boosted by this development. A number of better-than-expected earnings reports from U.S. technology companies, which fueled optimism that the growth of AI was beginning to create tangible profits, also buoyed investor sentiment. The positive environment unleashed a wave of speculative activity across the tech sector, leading to sizable gains for semiconductor and memory stocks worldwide. South Korea, which gained more than 30% for the month, was the most notable beneficiary of this trend. On the domestic front, the market was overshadowed by Rupiah depreciation and uncertainty on government's policies, especially the export centralization. Meanwhile, Bank Indonesia surprised the market by raising the BI Rate by 50 basis points to 5.25% (versus market consensus of 25 basis points). This aggressive move signals BI's strong commitment to maintaining Rupiah stability and reinforcing the credibility of its monetary policy. Bond yield rose across the curve in the month with the 5-year yield rose +16bps, while the 10-year yield rose +10bps.

**Disclaimer:** This report is prepared by PT Asuransi Jiwa Manulife Indonesia only for information purposes and not to be used as a sales offering or proposal. Although this report has been prepared meticulously, PT Asuransi Jiwa Manulife Indonesia does not guarantee its accuracy, sufficiency or completeness, and is not responsible for any consequences arising from any actions which are based on the information stated herein. Investments in capital market instruments are subject to various risks which include, but not limited to, market risk, credit risk, interest rate risk, exchange rate risk (particularly in Fund which has allocation in offshore investment instruments in different currencies than the Fund's currency), liquidity risk and other risks which could result in performance volatility. Therefore, the performance of this Fund is not guaranteed, the unit price of each Fund may go up or down and past performance does not necessarily indicative of future performance.

### Manulife Indonesia

Established in 2015, PT Asuransi Jiwa Manulife Indonesia (Manulife Indonesia) is part of Manulife Financial Corporation Group, a Canadian financial services group that operates in Asia, Canada and the United States. Manulife Indonesia offers a wide range of financial services, including life insurance, accident and health insurance, investment and pension plans to individual customers and group clients in Indonesia. Through a network of almost 11,000 employees and professional agents spread across more than 30 sales offices, Manulife Indonesia serves around 2 million customers in Indonesia.

PT Asuransi Jiwa Manulife Indonesia are licensed and supervised by the Otoritas Jasa Keuangan (OJK). To learn more about Manulife Indonesia, follow us on Facebook, Twitter, Instagram, YouTube, or visit [www.manulife.co.id](http://www.manulife.co.id).