

MANULIFE DANA BERIMBANG

MAY 2026

Investment Objective

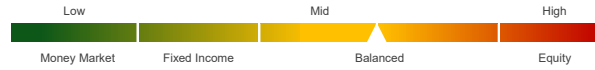
To provide a high rate of capital growth over the long-term by investing in diversified portfolio of money market, fixed income securities including sovereign and state-backed bonds, and publicly listed Indonesian equities.

Fund Information

| | |
|------------------------------------|--|
| Inception Date | : 9 Jul 07 |
| Inception Price | : IDR 1,000.00 |
| Fund Size | : Rp 111.31 bn |
| Number of unit | : 48,155,992.92 |
| Net Asset Value/Unit ⁴⁾ | : IDR 2,311.35 |
| Fund Currency | : IDR |
| Type of fund | : Balanced |
| Valuation | : Daily |
| Custodian Bank | : Bank DBS Indonesia |
| Annual Management Fee | : 2.00% |
| Bloomberg Code | : MLLDBBG IJ |
| Fund Manager | : PT Manulife Aset Manajemen Indonesia |

Risk Classification

Risk classification is based on type of fund.



Allocation

| | |
|--------------|-------------|
| Equity | : 40 - 60 % |
| Bond | : 40 - 60 % |
| Money Market | : 0 - 20 % |

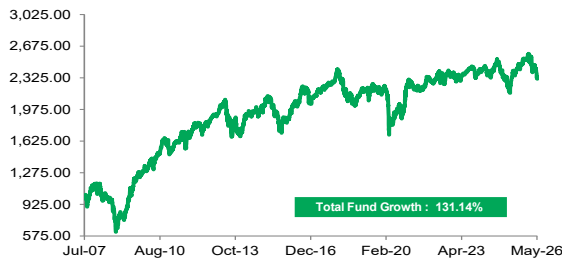
Portfolio

| | |
|-----------------|----------|
| Equity | : 40.27% |
| Government Bond | : 56.55% |
| Corporate Bond | : 0.00% |
| Money Market | : 3.17% |

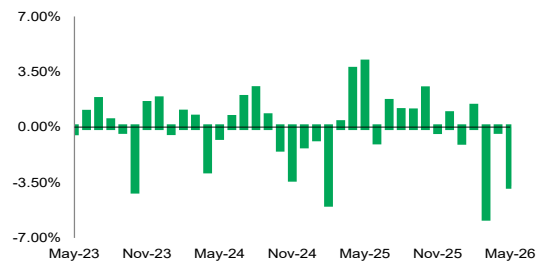
Note

- 1) Annualized (1 year = 365 days) and using compound method (for products that have been more than one year old since inception).
- 2) The Benchmark is 50% JCI + 50% BINDO Index.
- 3) Based on GICS (Global Industrials Classification Standard).
- 4) The Net Asset Value / Unit has calculated the costs, including fees related to transaction and transaction settlement as well as administration and recording.

Performance Since Inception



Monthly Performance Last 3 Years



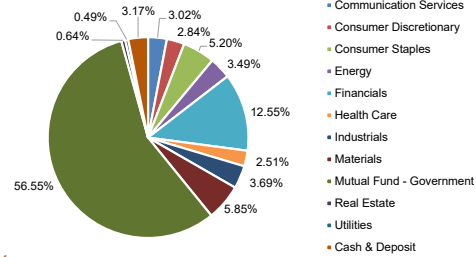
Fund Performance

| | Performance in IDR per (29/05/26) | | | | | | | Yearly Performance | | | | | | | | |
|------------------|-----------------------------------|---------|---------|---------|--------|--------------------|--------------------|-------------------------------|--------|--------|-------|-------|-------|--------|-------|--------|
| | 1 mo | 3 mo | 6 mo | YTD | 1 yr | 3 yr ¹⁾ | 5 yr ¹⁾ | Since Inception ¹⁾ | 2025 | 2024 | 2023 | 2022 | 2021 | 2020 | 2019 | 2018 |
| MDB | -3.71% | -9.44% | -8.36% | -9.11% | -3.84% | -0.82% | 0.93% | 4.53% | 8.11% | -2.52% | 3.96% | 1.86% | 2.24% | 0.75% | 4.06% | -9.29% |
| BM ²⁾ | -6.00% | -14.04% | -14.83% | -15.89% | -3.99% | 2.09% | 3.85% | 7.66% | 17.76% | 1.09% | 7.52% | 4.02% | 7.75% | -1.33% | 7.96% | -2.36% |

Top Holdings* & Sector Allocation³⁾

- Mutual Fund - Manulife Obligasi Negara Indonesia II Kelas I1
- Stock - Alamtri Minerals Indonesia Tbk PT
- Stock - Amman Mineral Internasional PT
- Stock - Astra International Tbk PT
- Stock - Bank Central Asia Tbk PT
- Stock - Bank Mandiri Persero Tbk PT
- Stock - Bank Negara Indonesia Persero Tbk PT
- Stock - Bank Rakyat Indonesia Persero Tbk PT
- Stock - Bank Tabungan Negara Persero Tbk PT
- Stock - Cisarua Mountain Dairy PT TBK
- Stock - GoTo Gojek Tokopedia Tbk PT
- Stock - Indah Kiat Pulp & Paper Tbk PT

- Stock - Indofood Sukses Makmur Tbk PT
- Stock - Jasa Marga Persero Tbk PT
- Stock - Medikaloka Hermina Tbk PT
- Stock - Mitra Keluarga Karyasehat Tbk PT
- Stock - Telkom Indonesia Persero Tbk PT
- Stock - United Tractors Tbk PT



Investment Manager Commentary

Domestic markets were volatile due to dynamic condition in the global and domestic markets. On the global front, UST 10Y yield rose to 4.66% due to stronger than expected US inflation. This led to concern that The Fed may have to raise interest rate to rein in inflation pressure. On the domestic side, depreciation of Rupiah became a key concern. The currency weakened by -3.0% against the USD to 17874, a faster pace compared to the -2.1% depreciation in the previous month. This situation prompted the government to focus on maintaining stability through policies aimed at strengthening foreign exchange reserves. The government announced revisions to the DHE (Export Proceeds) policy. In addition, President Prabowo introduced a policy to centralize exports of strategic commodities (coal, CPO, and ferroalloys) to prevent foreign exchange leakage due to practices such as under-invoicing and transfer pricing. However, this policy has also created uncertainty regarding its implementation and potential impact on companies in the mining sector. Meanwhile, Bank Indonesia surprised the market by raising the BI Rate by 50 basis points to 5.25% (versus market consensus of 25 basis points). This aggressive move signals BI's strong commitment to maintaining Rupiah stability and reinforcing the credibility of its monetary policy.

Disclaimer: This report is prepared by PT Asuransi Jiwa Manulife Indonesia only for information purposes and not to be used as a sales offering or proposal. Although this report has been prepared meticulously, PT Asuransi Jiwa Manulife Indonesia does not guarantee its accuracy, sufficiency or completeness, and is not responsible for any consequences arising from any actions which are based on the information stated herein. Investments in capital market instruments are subject to various risks which include, but not limited to, market risk, credit risk, interest rate risk, exchange rate risk (particularly in Fund which has allocation in offshore investment instruments in different currencies than the Fund's currency), liquidity risk and other risks which could result in performance volatility. Therefore, the performance of this Fund is not guaranteed, the unit price of each Fund may go up or down and past performance does not necessarily indicative of future performance.

Manulife Indonesia

Established in 2015, PT Asuransi Jiwa Manulife Indonesia (Manulife Indonesia) is part of Manulife Financial Corporation Group, a Canadian financial services group that operates in Asia, Canada and the United States. Manulife Indonesia offers a wide range of financial services, including life insurance, accident and health insurance, investment and pension plans to individual customers and group clients in Indonesia. Through a network of almost 11,000 employees and professional agents spread across more than 30 sales offices, Manulife Indonesia serves around 2 million customers in Indonesia.

PT Asuransi Jiwa Manulife Indonesia are licensed and supervised by the Otoritas Jasa Keuangan (OJK). To learn more about Manulife Indonesia, follow us on Facebook, Twitter, Instagram, YouTube, or visit www.manulife.co.id.