

MANULIFE DANA EKUITAS TEKNOLOGI GLOBAL DOLAR

MAY 2026

Investment Objective

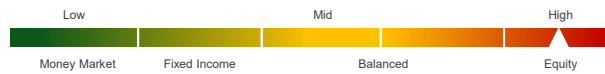
To achieve long term capital growth by investing mainly in equity securities of companies whose predominant economic activity is in the technology sector, onshore and/or offshore, directly and/or through mutual fund(s).

Fund Information

Inception Date	: 22 Mar 21
Inception Price	: USD 1.0000
Fund Size	: USD 30,610,383.43
Number of unit	: 19,220,786.05
Net Asset Value/Unit ³⁾	: USD 1.5926
Fund Currency	: USD
Type of fund	: Equity
Valuation	: Daily
Custodian Bank	: Citibank N.A.
Annual Management Fee	: 2.50%
Bloomberg Code	: MATGDMU IJ
Fund Manager	: PT Manulife Aset Manajemen Indonesia

Risk Classification

Risk classification is based on type of fund.



Allocation

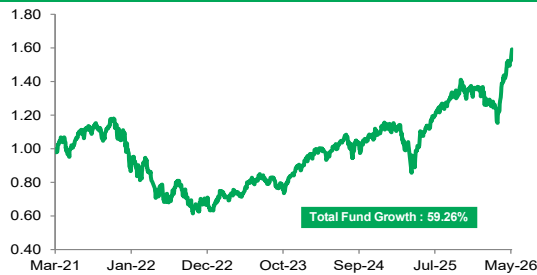
Equity	: 80 - 100 %	Equity	: 89.52%
Money Market	: 0 - 20 %	Money Market	: 10.48%

Portfolio

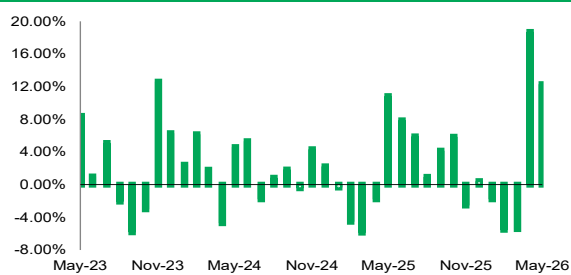
Note

- 1) Annualized (1 year = 365 days) and using compound method (for products that have been more than one year old since inception).
- 2) The benchmark is MSCI All Country World Information Technology Index.
- 3) The Net Asset Value / Unit has calculated the costs, including fees related to transaction and transaction settlement as well as administration and recording.

Performance Since Inception



Monthly Performance Last 3 Years



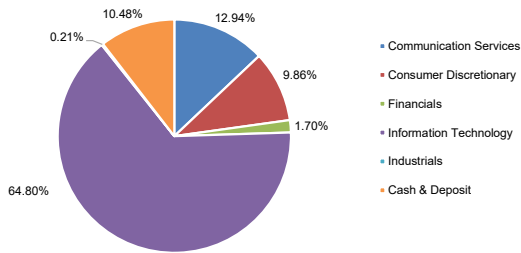
Fund Performance

Performance in USD per (29/05/26)								
	1 mo	3 mo	6 mo	YTD	1 yr	3 yr ¹⁾	5 yr ¹⁾	Since Inception ¹⁾
MANTEK	12.31%	26.06%	17.46%	16.96%	45.59%	26.16%	9.32%	9.38%
BM ²⁾	19.85%	29.98%	40.62%	40.48%	91.32%	30.47%	20.47%	20.11%

Yearly Performance								
	2025	2024	2023	2022	2021	2020	2019	2018
MANTEK	21.31%	24.49%	41.92%	-42.34%	n/a	n/a	n/a	n/a
BM ²⁾	19.03%	21.72%	37.71%	-27.82%	n/a	n/a	n/a	n/a

Top Holdings* & Sector Allocation

Stock - Advanced Micro Devices Inc	Stock - NVIDIA Corp
Stock - Alphabet Inc	Stock - Palo Alto Networks Inc
Stock - Amazon.com Inc	Stock - SK hynix Inc
Stock - Apple Inc	Stock - Snowflake Inc
Stock - Arista Networks Inc	Stock - Synopsys Inc
Stock - Broadcom Inc	Stock - Visa Inc
Stock - Infineon Technologies AG	
Stock - KLA Corp	
Stock - Marvell Technology Inc	
Stock - Meta Platforms Inc	
Stock - Micron Technology Inc	
Stock - Microsoft Corp	



*Non Affiliates

Investment Manager Commentary

The world equity markets climbed to a series of new all-time highs in May, continuing the impressive rally that began in early April. Although the war in Iran continued, creating ongoing constraints on crude oil supplies, investors appeared to grow increasingly optimistic that a peace deal was inevitable. Europe and Japan, which are reliant on imported energy, were both boosted by this development. A number of better-than-expected earnings reports from U.S. technology companies, which fueled optimism that the growth of AI was beginning to create tangible profits, also buoyed investor sentiment. The positive environment unleashed a wave of speculative activity across the tech sector, leading to sizable gains for semiconductor and memory stocks worldwide. South Korea, which gained more than 30% for the month, was the most notable beneficiary of this trend. Not all stocks participated in the rally, however. Concerns about rising inflation led to a pronounced increase in global bond yields in the first half of the month, weighing on market segments vulnerable to higher rates and slower consumer spending.

Disclaimer: This report is prepared by PT Asuransi Jiwa Manulife Indonesia only for information purposes and not to be used as a sales offering or proposal. Although this report has been prepared meticulously, PT Asuransi Jiwa Manulife Indonesia does not guarantee its accuracy, sufficiency or completeness, and is not responsible for any consequences arising from any actions which are based on the information stated herein. Investments in capital market instruments are subject to various risks which include, but not limited to, market risk, credit risk, interest rate risk, exchange rate risk (particularly in Fund which has allocation in offshore investment instruments in different currencies than the Fund's currency), liquidity risk and other risks which could result in performance volatility. Therefore, the performance of this Fund is not guaranteed, the unit price of each Fund may go up or down and past performance does not necessarily indicative of future performance.

Manulife Indonesia

Established in 1985, PT Asuransi Jiwa Manulife Indonesia (Manulife Indonesia) is part of Manulife Financial Corporation Group, a Canadian financial services group that operates in Asia, Canada and the United States. Manulife Indonesia offers a wide range of financial services, including life insurance, accident and health insurance, investment and pension plans to individual customers and group clients in Indonesia. Through a network of almost 11,000 employees and professional agents spread across more than 30 sales offices, Manulife Indonesia serves around 2 million customers in Indonesia. PT Asuransi Jiwa Manulife Indonesia are licensed and supervised by the Otoritas Jasa Keuangan (OJK). To learn more about Manulife Indonesia, follow us on Facebook, Twitter, Instagram, YouTube, or visit www.manulife.co.id.