

MANULIFE DANA EKUITAS SMALL MID CAPITAL USD

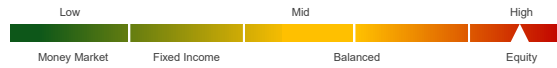
MAR 2026

Investment Objective

To enable investors with long-term horizon to capitalize opportunities in the Indonesia's capital market by investing in small and medium capitalization equities.

Risk Classification

Risk classification is based on type of fund.



Fund Information

Inception Date	: 16 Oct 13
Inception Price	: USD 1.0000
Fund Size	: USD 942,707.48
Number of unit	: 1,443,336.27
Net Asset Value/Unit ⁴⁾	: USD 0.6531
Fund Currency	: USD
Type of fund	: Equity
Valuation	: Daily
Custodian Bank	: Standard Chartered Bank
Annual Management Fee	: 2.50%
Bloomberg Code	: MANSAMU IJ
Fund Manager	: PT Manulife Aset Manajemen Indonesia

Allocation

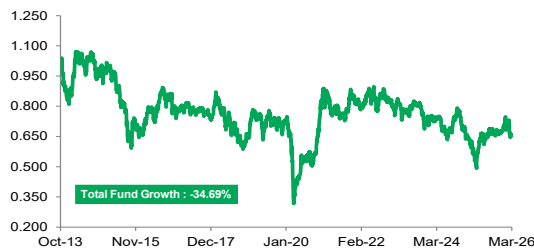
Equity	: 80 - 100 %	Equity	: 91.24%
Money Market	: 0 - 20 %	Money Market	: 8.76%

Portfolio

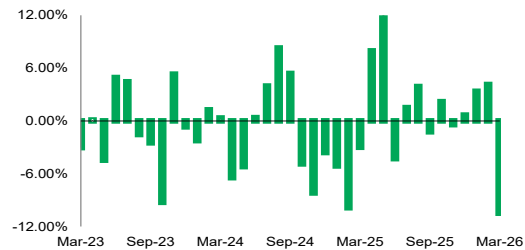
Note

- Annualized (1 year = 365 days) and using compound method (for products that have been more than one year old since inception).
- The benchmark is IDX SMC Liquid Index in USD terms.
- Based on GICS (Global Industrials Classification Standard).
- The Net Asset Value / Unit has calculated the costs, including fees related to transaction and transaction settlement as well as administration and recording.

Performance Since Inception



Monthly Performance Last 3 Years



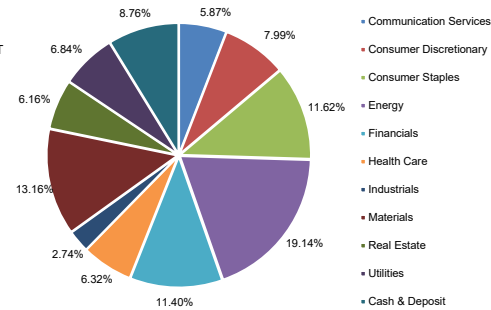
Fund Performance

	Performance in USD per (31/03/26)							Yearly Performance								
	1 mo	3 mo	6 mo	YTD	1 yr	3 yr ¹⁾	5 yr ¹⁾	Since Inception ¹⁾	2025	2024	2023	2022	2021	2020	2019	2018
MDESMC (in USD)	-10.47%	-3.63%	-1.30%	-3.63%	19.25%	-5.82%	-2.98%	-3.36%	2.68%	-11.66%	-4.05%	-5.09%	4.13%	8.35%	11.58%	-13.86%
BM ²⁾	-9.51%	-8.72%	-2.19%	-8.72%	26.79%	-6.01%	-2.83%	-4.30%	14.55%	-12.74%	-8.40%	-5.68%	3.82%	5.07%	12.31%	-15.71%

Top Holdings* & Sector Allocation³⁾

Time Deposit - Bank Mega	Stock - Medikaloka Hermina Tbk PT
Stock - AKR Corporindo Tbk PT	Stock - Mitra Adiperkasa Tbk PT
Stock - Bank Mandiri Persero Tbk PT	Stock - Mitra Keluarga Karyasehat Tbk PT
Stock - Bank Negara Indonesia Persero Tbk PT	Stock - Pakuwon Jati Tbk PT
Stock - Bank Tabungan Negara Persero Tbk PT	Stock - Perusahaan Gas Negara Persero Tbk PT
Stock - Bukit Asam Persero Tbk PT	Stock - Sarana Menara Nusantara Tbk PT
Stock - Ciputra Development Tbk PT	Stock - Semen Indonesia Persero Tbk PT
Stock - Cisarua Mountain Dairy PT TBK	Stock - Timah Tbk PT
Stock - Elnusa Tbk PT	
Stock - Energi Mega Persada Tbk PT	
Stock - Indah Kiat Pulp & Paper Tbk PT	
Stock - Indika Energy Tbk PT	
Stock - Indo Tambangraya Megah Tbk PT	
Stock - Indocement Tunggul Prakarsa Tbk PT	
Stock - Japfa Comfeed Indonesia Tbk PT	
Stock - Jasa Marga Persero Tbk PT	
Stock - Map Aktif Adiperkasa PT	
Stock - Mayora Indah Tbk PT	
Stock - Medco Energi Internasional Tbk PT	

*Non Affiliates



Investment Manager Commentary

The equity market posted negative performance in March due to Iran war that pushes energy prices higher significantly and raises concern on oil supply issue. The Strait of Hormuz is effectively closed following the outbreak of the war, while it is one of the most important passageway for oil supply from the Gulf of Persia that accounts for about 20% of the world's oil supply. Brent oil prices rose 63% in the month to USD118 per barrel that pose risks to countries that rely on oil imports. Outlook remains murky with duration of the war and oil price dynamics are the major factors impacting global inflation, economic growth and financial markets. At the end of March the government decided to maintain subsidized and non-subsidized oil prices, while also introduced austerity measures aimed to limit energy usage and budget reallocation. Fitch revised Indonesia's outlook to negative while affirming its BBB sovereign rating in March. The rating agency cited rising policy uncertainty and concerns over the consistency and credibility of Indonesia's policy framework. Bank Indonesia kept rates unchanged at 4.75%, with stability as key priority. Portfolio allocations in communication contributed positive attributions, meanwhile allocations in consumer staples contributed negative attributions to performance.

Disclaimer: This report is prepared by PT Asuransi Jiwa Manulife Indonesia only for information purposes and not to be used as a sales offering or proposal. Although this report has been prepared meticulously, PT Asuransi Jiwa Manulife Indonesia does not guarantee its accuracy, sufficiency or completeness, and is not responsible for any consequences arising from any actions which are based on the information stated herein. Investments in capital market instruments are subject to various risks which include, but not limited to, market risk, credit risk, interest rate risk, exchange rate risk (particularly in Fund which has allocation in offshore investment instruments in different currencies than the Fund's currency), liquidity risk and other risks which could result in performance volatility. Therefore, the performance of this Fund is not guaranteed, the unit price of each Fund may go up or down and past performance does not necessarily indicative of future performance.

Manulife Indonesia

Established in 1985, PT Asuransi Jiwa Manulife Indonesia (Manulife Indonesia) is part of Manulife Financial Corporation Group, a Canadian financial services group that operates in Asia, Canada and the United States. Manulife Indonesia offers a wide range of financial services, including life insurance, accident and health insurance, investment and pension plans to individual customers and group clients in Indonesia. Through a network of almost 11,000 employees and professional agents spread across more than 30 sales offices, Manulife Indonesia serves around 2 million customers in Indonesia.

PT Asuransi Jiwa Manulife Indonesia are licensed and supervised by the Otoritas Jasa Keuangan (OJK). To learn more about Manulife Indonesia, follow us on Facebook, Twitter, Instagram, YouTube, or visit www.manulife.co.id.