

## MANULIFE DANA EKUITAS INDONESIA CHINA - USD

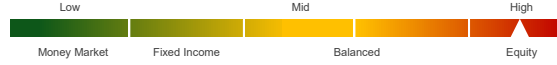
MAR 2026

### Investment Objective

To generate capital appreciation by investing in medium to long term in Indonesian equities and/or companies listed on the Hong Kong stock exchange (including China H-shares and red chip companies) that derive majority of their revenue from China.

### Risk Classification

Risk classification is based on type of fund.



### Fund Information

Inception Date	: 12 May 10
Inception Price	: USD 0.1141
Fund Size	: USD 8,172,604.69
Number of unit	: 66,314,065.69
Net Asset Value/Unit <sup>4)</sup>	: USD 0.1232
Fund Currency	: USD
Type of fund	: Equity
Valuation	: Daily
Custodian Bank	: Standard Chartered Bank
Annual Management Fee	: 2.50%
Bloomberg Code	: MLLDECU IJ
Fund Manager	: PT Manulife Aset Manajemen Indonesia

### Allocation

Equity	: 80 - 100 %
Money Market	: 0 - 20 %

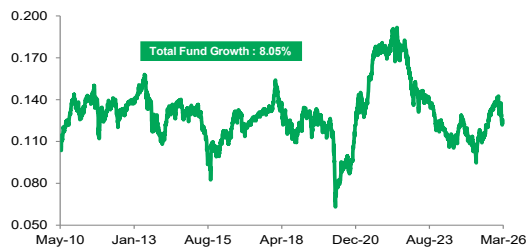
### Portfolio

Indonesian Equity	: 80.55%
China Equity	: 17.29%
Money Market	: 2.16%

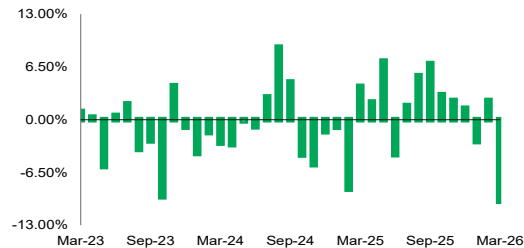
### Note

- Annualized (1 year = 365 days) and using compound method (for products that have been more than one year old since inception).
- The benchmark is 85% JCI + 15% Hang Seng Mainland 25 Index in USD terms.
- Based on GICS (Global Industrials Classification Standard).
- The Net Asset Value / Unit has calculated the costs, including fees related to transaction and transaction settlement as well as administration and recording.

### Performance Since Inception



### Monthly Performance Last 3 Years



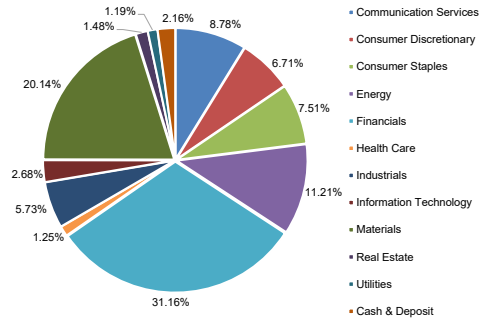
### Fund Performance

	Performance in USD per (31/03/26)								Yearly Performance							
	1 mo	3 mo	6 mo	YTD	1 yr	3 yr <sup>1)</sup>	5 yr <sup>1)</sup>	Since Inception <sup>1)</sup>	2025	2024	2023	2022	2021	2020	2019	2018
MDEIC (in USD)	-10.04%	-10.39%	-4.11%	-10.39%	15.30%	-5.35%	-0.62%	0.49%	21.39%	-8.28%	-13.28%	-18.70%	38.05%	2.94%	3.43%	-14.00%
BM <sup>2)</sup>	-13.74%	-17.80%	-13.72%	-17.80%	4.81%	-0.77%	0.35%	1.78%	19.83%	-1.84%	4.10%	-5.48%	4.51%	-5.26%	7.47%	-9.77%

### Top Holdings\* & Sector Allocation<sup>3)</sup>

Stock - Adaro Andalan Indonesia PT	Stock - Panin Financial Tbk PT
Stock - Alamtri Minerals Indonesia Tbk PT	Stock - Perusahaan Gas Negara Persero Tbk PT
Stock - Alamtri Resources Indonesia Tbk PT	Stock - Telkom Indonesia Persero Tbk PT
Stock - Aneka Tambang Tbk	Stock - Tencent Holdings Ltd
Stock - Astra International Tbk PT	Stock - Timah Tbk PT
Stock - Bank Central Asia Tbk PT	Stock - Triputra Agro Persada PT
Stock - Bank Mandiri Persero Tbk PT	Stock - United Tractors Tbk PT
Stock - Bank Negara Indonesia Persero Tbk PT	Stock - Xiaomi Corp
Stock - Bank of China Ltd	
Stock - Bank Pan Indonesia Tbk PT	
Stock - Bank Rakyat Indonesia Persero Tbk PT	
Stock - Bumi Resources Minerals Tbk PT	
Stock - BYD Co Ltd	
Stock - Energi Mega Persada Tbk PT	
Stock - Ganfeng Lithium Group Co Ltd	
Stock - Indah Kiat Pulp & Paper Tbk PT	
Stock - Indofood Sukses Makmur Tbk PT	
Stock - Mayora Indah Tbk PT	
Stock - Merdeka Copper Gold Tbk PT	

\*Non Affiliates



### Investment Manager Commentary

Indonesia and China equities posted negative performance in March due to Iran war that pushes energy prices higher significantly and raises concern on oil supply issue. The Strait of Hormuz is effectively closed following the outbreak of the war, while it is one of the most important passageway for oil supply from the Gulf of Persia that accounts for about 20% of the world's oil supply. Brent oil prices rose 63% in the month to USD118 per barrel that pose risks to countries that rely on oil imports. Outlook remains murky with duration of the war and oil price dynamics are the major factors impacting global inflation, economic growth and financial markets. At the end of March the government decided to maintain subsidized and non-subsidized oil prices, while also introduced austerity measures aimed to limit energy usage and budget reallocation. Fitch revised Indonesia's outlook to negative while affirming its BBB sovereign rating in March. The rating agency cited rising policy uncertainty and concerns over the consistency and credibility of Indonesia's policy framework. Bank Indonesia kept rates unchanged at 4.75%, with stability as key priority. Portfolio allocations in energy contributed positive attributions, meanwhile allocations in materials contributed negative attributions to performance.

**Disclaimer:** This report is prepared by PT Asuransi Jiwa Manulife Indonesia only for information purposes and not to be used as a sales offering or proposal. Although this report has been prepared meticulously, PT Asuransi Jiwa Manulife Indonesia does not guarantee its accuracy, sufficiency or completeness, and is not responsible for any consequences arising from any actions which are based on the information stated herein. Investments in capital market instruments are subject to various risks which include, but not limited to, market risk, credit risk, interest rate risk, exchange rate risk (particularly in Fund which has allocation in offshore investment instruments in different currencies than the Fund's currency), liquidity risk and other risks which could result in performance volatility. Therefore, the performance of this Fund is not guaranteed, the unit price of each Fund may go up or down and past performance does not necessarily indicative of future performance.

### Manulife Indonesia

Established in 1985, PT Asuransi Jiwa Manulife Indonesia (Manulife Indonesia) is part of Manulife Financial Corporation Group, a Canadian financial services group that operates in Asia, Canada and the United States. Manulife Indonesia offers a wide range of financial services, including life insurance, accident and health insurance, investment and pension plans to individual customers and group clients in Indonesia. Through a network of almost 11,000 employees and professional agents spread across more than 30 sales offices, Manulife Indonesia serves around 2 million customers in Indonesia.

PT Asuransi Jiwa Manulife Indonesia are licensed and supervised by the Otoritas Jasa Keuangan (OJK). To learn more about Manulife Indonesia, follow us on Facebook, Twitter, Instagram, YouTube, or visit [www.manulife.co.id](http://www.manulife.co.id).