

## MANULIFE DANA EKUITAS ASIA PASIFIK - USD

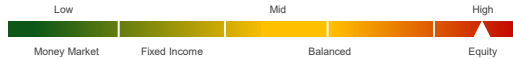
MAR 2026

### Investment Objective

To achieve long term capital growth by investing mainly in offshore instruments consist of 80% - 100% in equity securities which are sold through public offerings and / or traded at the stock exchanges in the Asia Pacific region.

### Risk Classification

Risk classification is based on type of fund.



### Fund Information

Inception Date	: 5 Dec 16
Inception Price	: USD 1.0000
Fund Size	: USD 34,707,179.93
Number of unit	: 19,749,125.89
Net Asset Value/Unit <sup>(4)</sup>	: USD 1.7574
Fund Currency	: USD
Type of fund	: Equity
Valuation	: Daily
Custodian Bank	: Citibank N.A.
Annual Management Fee	: 2.50%
Bloomberg Code	: MAAUSD U
Fund Manager	: PT Manulife Aset Manajemen Indonesia

### Allocation

Equity	: 80 - 100 %
Money Market	: 0 - 20 %

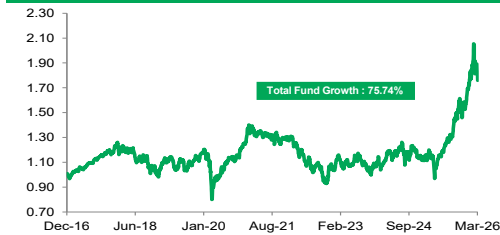
### Portfolio

Equity On Shore	: 1.75%
Equity Off Shore	: 83.79%
Money Market	: 14.46%

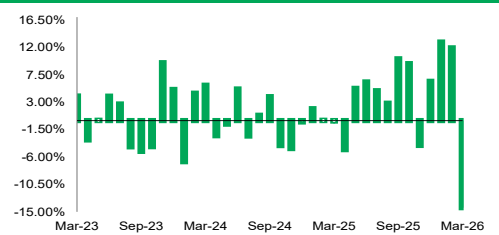
### Note

- 1) Annualized (1 year = 365 days) and using compound method (for products that have been more than one year old since inception).
- 2) The benchmark is FTSE Sharia Asia Pacific ex Japan in USD terms.
- 3) Based on GICS (Global Industrials Classification Standard).
- 4) The Net Asset Value / Unit has calculated the costs, including fees related to transaction and transaction settlement as well as administration and recording.

### Performance Since Inception



### Monthly Performance Last 3 Years

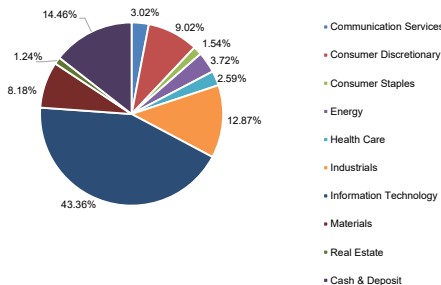


### Fund Performance

	Performance in USD per (31/03/26)								Yearly Performance								
	1 mo	3 mo	6 mo	YTD	1 yr	3 yr <sup>(1)</sup>	5 yr <sup>(1)</sup>	Since Inception <sup>(1)</sup>	2025	2024	2023	2022	2021	2020	2019	2018	
MDEAP (USD)	-14.31%	8.33%	20.94%	8.33%	53.26%	16.62%	5.92%	6.23%	MDEAP (USD)	44.19%	-1.93%	11.19%	-20.50%	0.96%	9.02%	17.67%	-16.10%
BM <sup>(2)</sup>	-15.66%	3.52%	11.27%	3.52%	31.04%	13.43%	3.76%	7.82%	BM <sup>(2)</sup>	28.91%	3.42%	11.11%	-21.30%	1.58%	24.45%	15.92%	-15.95%

### Top Holdings\* & Sector Allocation<sup>(3)</sup>

Stock - AAC Technologies Holdings Inc	Stock - Minth Group Ltd
Stock - Advantech Co Ltd	Stock - NARI Technology Co Ltd
Stock - Alibaba Group Holding Ltd	Stock - NAURA Technology Group Co Ltd
Stock - ALS Ltd	Stock - Ningbo Orient Wires & Cables Co Ltd
Stock - ASE Technology Holding Co Ltd	Stock - Omnivision Integrated Circuits Group Inc
Stock - BHP Group Ltd	Stock - PTT Exploration & Production PCL
Stock - BYD Co Ltd	Stock - Rio Tinto Ltd
Stock - China Mengniu Dairy Co Ltd	Stock - Samsonite Group SA
Stock - Contemporary Amperex Technology Co Ltd	Stock - Samsung Electronics Co Ltd
Stock - CSL Ltd	Stock - Samsung Electronics Co Ltd
Stock - Delta Electronics Inc	Stock - Santos Ltd
Stock - Elite Material Co Ltd	Stock - SK hynix Inc
Stock - Evolution Mining Ltd	Stock - Sungrow Power Supply Co Ltd
Stock - Goodman Group	Stock - Taiwan Semiconductor Manufacturing Co Ltd
Stock - Haier Smart Home Co Ltd	Stock - Telkom Indonesia Persero Tbk PT
Stock - HD Hyundai Electric Co Ltd	Stock - Telstra Group Ltd
Stock - JD.com Inc	Stock - Unimicron Technology Corp
Stock - Kalbe Farma Tbk PT	Stock - Wesfarmers Ltd
Stock - Kia Corp	Stock - Wiyynn Corp
Stock - Lenovo Group Ltd	Stock - WUS Printed Circuit Kunshan Co Ltd
Stock - LG Chem Ltd	Stock - Xiaomi Corp
Stock - MediaTek Inc	Stock - Zhejiang Sanhua Intelligent Controls Co Ltd



\*Non Affiliates

### Investment Manager Commentary

Asia Pacific equities posted negative performance in March due to Iran war that pushes energy prices higher significantly and raises concern on oil supply issue. The Strait of Hormuz is effectively closed following the outbreak of the war, while it is one of the most important passageway for oil supply from the Gulf of Persia that accounts for about 20% of the world's oil supply. Brent oil prices rose 63% in the month to USD118 per barrel that pose risks to Asia that are net importer of oil and have large dependency on supply from the Middle East. Exposure of each countries are varied with countries such as Philippines and Japan have large exposure of oil imports share from the Middle East. Meanwhile some countries have sizeable oil reserves to manage risks in the short term. Outlook remains murky with duration of the war and oil price dynamics are the major factors impacting global inflation, economic growth and financial markets. Short-lived war is unlikely to significantly impact the economy, while lasting war and persistently high oil prices will cause more damage. Portfolio allocations in industrials contributed positive attributions, meanwhile allocations in consumer discretionary contributed negative attributions to performance.

**Disclaimer:** This report is prepared by PT Asuransi Jiwa Manulife Indonesia only for information purposes and not to be used as a sales offering or proposal. Although this report has been prepared meticulously, PT Asuransi Jiwa Manulife Indonesia does not guarantee its accuracy, sufficiency or completeness, and is not responsible for any consequences arising from any actions which are based on the information stated herein. Investments in capital market instruments are subject to various risks which include, but not limited to, market risk, credit risk, interest rate risk, exchange rate risk (particularly in Fund which has allocation in offshore investment instruments in different currencies than the Fund's currency), liquidity risk and other risks which could result in performance volatility. Therefore, the performance of this Fund is not guaranteed, the unit price of each Fund may go up or down and past performance does not necessarily indicative of future performance.

### Manulife Indonesia

Established in 2015, PT Asuransi Jiwa Manulife Indonesia (Manulife Indonesia) is part of Manulife Financial Corporation Group, a Canadian financial services group that operates in Asia, Canada and the United States. Manulife Indonesia offers a wide range of financial services, including life insurance, accident and health insurance, investment and pension plans to individual customers and group clients in Indonesia. Through a network of almost 11,000 employees and professional agents spread across more than 30 sales offices, Manulife Indonesia serves around 2 million customers in Indonesia.

PT Asuransi Jiwa Manulife Indonesia is licensed and supervised by the Otoritas Jasa Keuangan (OJK). To learn more about Manulife Indonesia, follow us on Facebook, Twitter, Instagram, YouTube, or visit [www.manulife.co.id](http://www.manulife.co.id).