

## MANULIFE DANA BERIMBANG GLOBAL INCOME DOLLAR

MAR 2026

### Investment Objective

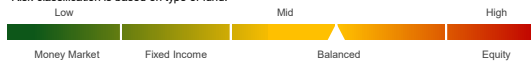
The fund aims to provide a balance of income and growth while reducing risk by investing in Offshore Securities both stocks and bonds traded in Global Market, directly and/or through mutual funds.

### Fund Information

Inception Date	: 1 Sep 25
Inception Price	: USD 1.0000
Fund Size	: USD 4,891,008.64
Number of unit	: 4,961,695.19
Net Asset Value/Unit <sup>(1)</sup>	: USD 0.9858
Fund Currency	: USD
Type of fund	: Balanced
Valuation	: Daily
Custodian Bank	: Bank DBS Indonesia
Annual Management Fee	: 2.00%
Bloomberg Code	: MANDBGD LJ
Fund Manager	: PT Manulife Aset Manajemen Indonesia

### Risk Classification

Risk classification is based on type of fund.



### Allocation

Equity	: 40 - 60 %
Bond	: 40 - 60 %
Money Market	: 0 - 20 %

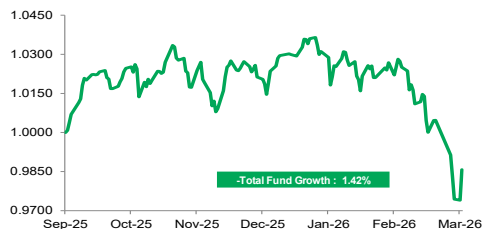
### Portfolio

Equity	: 44.25%
Government Bond	: 45.45%
Corporate Bond	: 0.00%
Money Market	: 10.30%

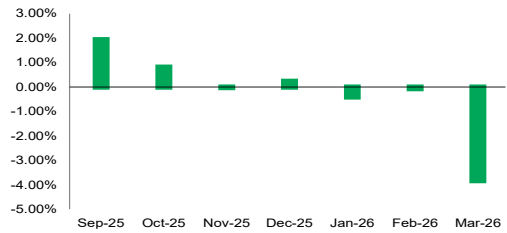
### Note

- 1) Annualized (1 year = 365 days) and using compound method (for products that have been more than one year old since inception).
- 2) The benchmark for this fund is 50% (Average Time Deposit + 1%), net of tax + 50% MSCI ACWI Index, net of tax.
- 3) Sector allocation based on GICS (Global Industrials Classification Standard).
- 4) The Net Asset Value / Unit has calculated the costs, including fees related to transaction and transaction settlement as well as administration and recording.
- 5) Fund's annual performance in 2025 refers to performance of another fund with a similar underlying assets because the fund's inception date was Sep 01, 2025.

### Performance Since Inception



### Monthly Performance



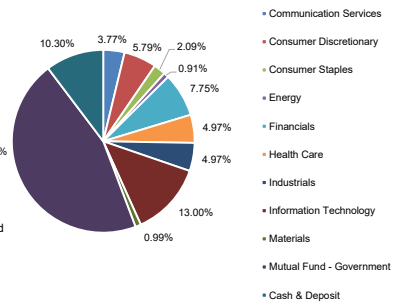
### Fund Performance

	Performance in USD per (31/03/26)								Yearly Performance							
	1 mo	3 mo	6 mo	YTD	1 yr	3 yr <sup>(1)</sup>	5 yr <sup>(1)</sup>	Since Inception <sup>(1)</sup>	2025 <sup>(5)</sup>	2024	2023	2022	2021	2020	2019	2018
MDBGD	-3.83%	-4.29%	-3.30%	-4.29%	n/a	n/a	n/a	-1.42%	7.77%	n/a	n/a	n/a	n/a	n/a	n/a	n/a
BM <sup>(2)</sup>	-2.77%	-1.24%	0.45%	-1.24%	n/a	n/a	n/a	1.90%	9.44%	n/a	n/a	n/a	n/a	n/a	n/a	n/a

### Top Holdings\* & Sector Allocation<sup>(3)</sup>

Mutual Fund - Manulife USD Fixed Income Fund Kelas A2  
 Stock - Alimentation Couche-Tard Inc  
 Stock - Alphabet Inc  
 Stock - Amazon.com Inc  
 Stock - American Express Co  
 Stock - Analog Devices Inc  
 Stock - Apple Inc  
 Stock - Arista Networks Inc  
 Stock - AstraZeneca PLC  
 Stock - BAE Systems PLC  
 Stock - Broadcom Inc  
 Stock - Cheniere Energy Inc  
 Stock - Cie Financiere Richemont SA  
 Stock - Contemporary Amperex Technology Co Ltd  
 Stock - eBay Inc  
 Stock - Eli Lilly & Co  
 Stock - Galderma Group AG  
 Stock - JPMorgan Chase & Co

Stock - L3Harris Technologies Inc  
 Stock - Linde PLC  
 Stock - McKesson Corp  
 Stock - Medtronic PLC  
 Stock - Mercadolibre Inc  
 Stock - Meta Platforms Inc  
 Stock - Microsoft Corp  
 Stock - Morgan Stanley  
 Stock - NVIDIA Corp  
 Stock - Regeneron Pharmaceuticals Inc  
 Stock - S&P Global Inc  
 Stock - Samsung Electronics Co Ltd  
 Stock - Schneider Electric SE  
 Stock - Stryker Corp  
 Stock - Taiwan Semiconductor Manufacturing Co Ltd  
 Stock - Tencent Holdings Ltd  
 Stock - United Rentals Inc  
 Stock - Visa Inc  
 Stock - Walmart Inc



\*Non Affiliates

### Investment Manager Commentary

The world equity markets fell sharply in March. The outbreak of war in Iran, in addition to creating heightened uncertainty about the geopolitical picture, caused a spike in energy prices by disrupting crude oil exports. The markets were further unsettled by concerns about potential shortages of other commodities, such as aluminum, helium, and fertilizer. These developments, in turn, fueled expectations for rising inflation and dampened hopes for continued interest rate cuts by world central banks. The conflict also weighed on the outlook for global growth and corporate earnings, creating an additional headwind for sentiment. Virtually all countries and sectors suffered losses in this environment. The energy sector, which rallied sharply behind the surge in oil prices, was a notable exception. Domestic USD government bonds also fell in the month. Apart from sentiment on Iran war, the market also faced announcement from Fitch that revised Indonesia's outlook to negative while affirming its BBB sovereign rating in March. The rating agency cited rising policy uncertainty and concerns over the consistency and credibility of Indonesia's policy framework. Bond yield rose in all tenors with the 5-year yield rose +58bps, and the 10-year yield rose +52bps.

**Disclaimer:** This report is prepared by PT Asuransi Jiwa Manulife Indonesia only for information purposes and not to be used as a sales offering or proposal. Although this report has been prepared meticulously, PT Asuransi Jiwa Manulife Indonesia does not guarantee its accuracy, sufficiency or completeness, and is not responsible for any consequences arising from any actions which are based on the information stated herein. Investments in capital market instruments are subject to various risks which include, but not limited to, market risk, credit risk, interest rate risk, exchange rate risk (particularly in Fund which has allocation in offshore investment instruments in different currencies than the Fund's currency), liquidity risk and other risks which could result in performance volatility. Therefore, the performance of this Fund is not guaranteed, the unit price of each Fund may go up or down and past performance does not necessarily indicative of future performance.

### Manulife Indonesia

Established in 2015, PT Asuransi Jiwa Manulife Indonesia (Manulife Indonesia) is part of Manulife Financial Corporation Group, a Canadian financial services group that operates in Asia, Canada and the United States. Manulife Indonesia offers a wide range of financial services, including life insurance, accident and health insurance, investment and pension plans to individual customers and group clients in Indonesia. Through a network of almost 11,000 employees and professional agents spread across more than 30 sales offices, Manulife Indonesia serves around 2 million customers in Indonesia.

PT Asuransi Jiwa Manulife Indonesia are licensed and supervised by the Otoritas Jasa Keuangan (OJK). To learn more about Manulife Indonesia, follow us on Facebook, Twitter, Instagram, YouTube, or visit [www.manulife.co.id](http://www.manulife.co.id).