

MANULIFE DANA BERIMBANG

MAR 2026

Investment Objective

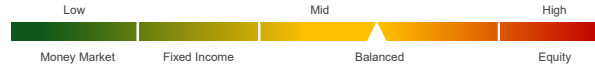
To provide a high rate of capital growth over the long-term by investing in diversified portfolio of money market, fixed income securities including sovereign and state-backed bonds, and publicly listed Indonesian equities.

Fund Information

Inception Date	: 9 Jul 07
Inception Price	: IDR 1,000.00
Fund Size	: Rp 118.23 bn
Number of unit	: 49,138,294.98
Net Asset Value/Unit ⁴⁾	: IDR 2,406.06
Fund Currency	: IDR
Type of fund	: Balanced
Valuation	: Daily
Custodian Bank	: Bank DBS Indonesia
Annual Management Fee	: 2.00%
Bloomberg Code	: MLLDBBG U
Fund Manager	: PT Manulife Aset Manajemen Indonesia

Risk Classification

Risk classification is based on type of fund.



Allocation

Equity	: 40 - 60 %
Bond	: 40 - 60 %
Money Market	: 0 - 20 %

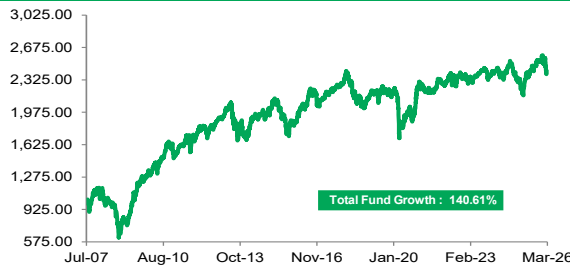
Portfolio

Equity	: 43.11%
Government Bond	: 52.85%
Corporate Bond	: 0.00%
Money Market	: 4.04%

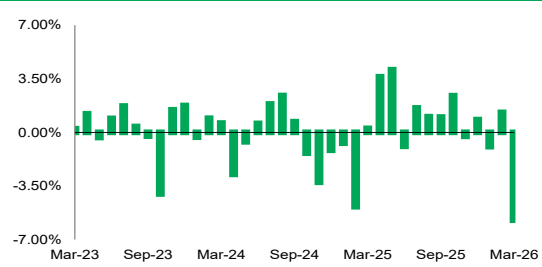
Note

- 1) Annualized (1 year = 365 days) and using compound method (for products that have been more than one year old since inception).
- 2) The Benchmark is 50% JCI + 50% BINDO Index.
- 3) Based on GICS (Global Industrials Classification Standard).
- 4) The Net Asset Value / Unit has calculated the costs, including fees related to transaction and transaction settlement as well as administration and recording.

Performance Since Inception



Monthly Performance Last 3 Years



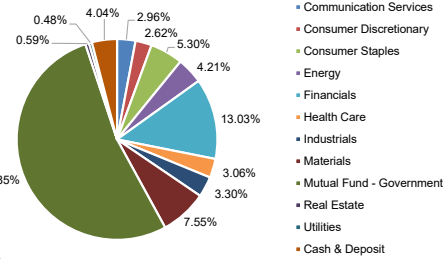
Fund Performance

	Performance in IDR per (31/03/26)								Yearly Performance							
	1 mo	3 mo	6 mo	YTD	1 yr	3 yr ¹⁾	5 yr ¹⁾	Since Inception ¹⁾	2025	2024	2023	2022	2021	2020	2019	2018
MDB	-5.73%	-5.39%	-2.57%	-5.39%	7.98%	0.81%	1.79%	4.80%	8.11%	-2.52%	3.96%	1.86%	2.24%	0.75%	4.06%	-9.29%
BM ²⁾	-8.38%	-10.35%	-5.86%	-10.35%	8.85%	4.38%	5.42%	8.09%	17.76%	1.09%	7.52%	4.02%	7.75%	-1.33%	7.96%	-2.36%

Top Holdings* & Sector Allocation³⁾

- Time Deposit - Bank Tabungan Negara
- Mutual Fund - Manulife Obligasi Negara Indonesia II Kelas I1
- Stock - Amman Mineral Internasional PT
- Stock - Astra Internasional Tbk PT
- Stock - Bank Central Asia Tbk PT
- Stock - Bank Mandiri Persero Tbk PT
- Stock - Bank Negara Indonesia Persero Tbk PT
- Stock - Bank Rakyat Indonesia Persero Tbk PT
- Stock - GoTo Gojek Tokopedia Tbk PT
- Stock - Indah Kiat Pulp & Paper Tbk PT
- Stock - Indofood Sukses Makmur Tbk PT
- Stock - Medco Energi Internasional Tbk PT

- Stock - Medikaloka Hermina Tbk PT
- Stock - Mitra Keluarga Karyasehat Tbk PT
- Stock - Telkom Indonesia Persero Tbk PT
- Stock - Triputra Agro Persada PT
- Stock - United Tractors Tbk PT



Investment Manager Commentary

The equity and bond markets posted negative performance in March due to Iran war that pushes energy prices higher significantly and raises concern on oil supply issue. The Strait of Hormuz is effectively closed following the outbreak of the war, while it is one of the most important passageway for oil supply from the Gulf of Persia that accounts for about 20% of the world's oil supply. Brent oil prices rose 63% in the month to USD118 per barrel that pose risks to countries that rely on oil imports. Outlook remains murky with duration of the war and oil price dynamics are the major factors impacting global inflation, economic growth and financial markets. At the end of March the government decided to maintain subsidized and non-subsidized oil prices, while also introduced austerity measures aimed to limit energy usage and budget reallocation. Fitch revised Indonesia's outlook to negative while affirming its BBB sovereign rating in March. The rating agency cited rising policy uncertainty and concerns over the consistency and credibility of Indonesia's policy framework. Bank Indonesia kept rates unchanged at 4.75%, with stability as key priority.

Disclaimer: This report is prepared by PT Asuransi Jiwa Manulife Indonesia only for information purposes and not to be used as a sales offering or proposal. Although this report has been prepared meticulously, PT Asuransi Jiwa Manulife Indonesia does not guarantee its accuracy, sufficiency or completeness, and is not responsible for any consequences arising from any actions which are based on the information stated herein. Investments in capital market instruments are subject to various risks which include, but not limited to, market risk, credit risk, interest rate risk, exchange rate risk (particularly in Fund which has allocation in offshore investment instruments in different currencies than the Fund's currency), liquidity risk and other risks which could result in performance volatility. Therefore, the performance of this Fund is not guaranteed, the unit price of each Fund may go up or down and past performance does not necessarily indicative of future performance.

Manulife Indonesia

Established in 2015, PT Asuransi Jiwa Manulife Indonesia (Manulife Indonesia) is part of Manulife Financial Corporation Group, a Canadian financial services group that operates in Asia, Canada and the United States. Manulife Indonesia offers a wide range of financial services, including life insurance, accident and health insurance, investment and pension plans to individual customers and group clients in Indonesia. Through a network of almost 11,000 employees and professional agents spread across more than 30 sales offices, Manulife Indonesia serves around 2 million customers in Indonesia.

PT Asuransi Jiwa Manulife Indonesia are licensed and supervised by the Otoritas Jasa Keuangan (OJK). To learn more about Manulife Indonesia, follow us on Facebook, Twitter, Instagram, YouTube, or visit www.manulife.co.id.