

## MANULIFE DANA PRIMA DINAMIS - AGRESIF

APR 2026

### Investment Objective

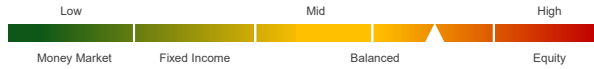
Aim to achieve long term capital growth whilst also managing downside risk through multi-asset dynamic asset allocation strategy where multiple asset classes are rebalanced based on ongoing active management decision of the investment management team.

### Fund Information

Inception Date	: 21 Dec 15
Inception Price	: IDR 1,000.00
Fund Size	: Rp 154.67 bn
Number of unit	: 140,353,646.45
Net Asset Value/Unit <sup>(4)</sup>	: IDR 1,101.99
Fund Currency	: IDR
Type of fund	: Balanced
Valuation	: Daily
Custodian Bank	: Bank DBS Indonesia
Annual Management Fee	: 2.60%
Bloomberg Code	: MLIPRDA IJ
Fund Manager	: PT Manulife Aset Manajemen Indonesia

### Risk Classification

Risk classification is based on type of fund.



### Allocation

Equity	: 0 - 79 %
Bond	: 0 - 79 %
Money Market	: 0 - 79 %

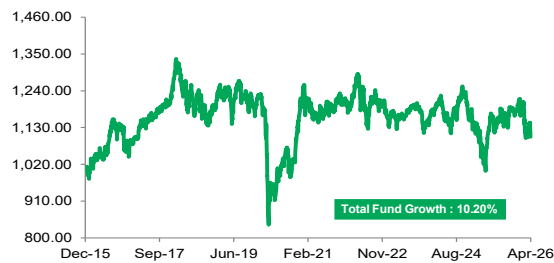
### Portfolio

Equity Onshore	: 60.42%
Equity Offshore	: 12.12%
Bond	: 25.60%
Money Market	: 1.86%

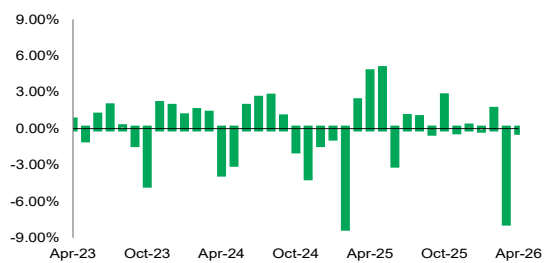
### Note

- Annualized (1 year = 365 days) and using compound method (for products that have been more than one year old since inception).
- The benchmark is 4.6% Indonesia deposit rate avg 1-month + 22.5% BINDO Index Total Return +63% JCI+0.5% USD deposit 1-Month + 2.5 % Barclays US Aggregate Bond Total Return USD + 2.3% S&P 500 + 2.3% MSCI Europe + 2.3 % MSCI Japan, net of all fees, expenses and tax.
- Based on GICS (Global Industrials Classification Standard).
- The Net Asset Value / Unit has calculated the costs, including fees related to transaction and transaction settlement as well as administration and recording.

### Performance Since Inception



### Monthly Performance Last 3 Years



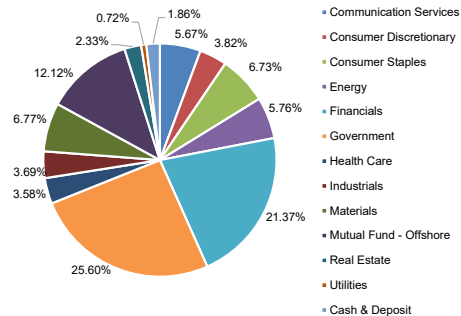
### Fund Performance

	Performance in IDR per (30/04/26)							Yearly Performance								
	1 mo	3 mo	6 mo	YTD	1 yr	3 yr <sup>(1)</sup>	5 yr <sup>(1)</sup>	Since Inception <sup>(1)</sup>	2025	2024	2023	2022	2021	2020	2019	2018
MDPAGR	-0.27%	-6.59%	-6.74%	-6.69%	-1.08%	-2.05%	-1.18%	0.94%	3.40%	-2.50%	0.80%	-3.15%	0.83%	-2.74%	3.02%	-5.35%
BM <sup>(2)</sup>	0.17%	-10.26%	-8.50%	-12.08%	5.96%	3.91%	4.78%	5.97%	20.19%	0.76%	7.06%	2.71%	8.75%	1.58%	5.65%	-2.11%

### Top Holdings\* & Sector Allocation<sup>(3)</sup>

- Mutual Fund - Manulife Global Fund - Japan Equity Fund
- Mutual Fund - Manulife Global Fund - US Equity Fund
- Mutual Fund - MGF USD Income Fund
- Obligasi Negara Republik Indonesia Seri FR0098
- Obligasi Negara Republik Indonesia Seri FR0104
- Obligasi Negara Republik Indonesia Seri FR0107
- Obligasi Negara Republik Indonesia Seri FR0108
- Obligasi Negara Republik Indonesia Seri FR0109
- Obligasi Negara RI Seri FR0045
- Stock - Adaro Andalan Indonesia PT
- Stock - AKR Corporindo Tbk PT
- Stock - Alamtri Resources Indonesia Tbk PT
- Stock - Aneka Tambang Tbk
- Stock - Astra International Tbk PT
- Stock - Bank Central Asia Tbk PT
- Stock - Bank Mandiri Persero Tbk PT

- Stock - Bank Negara Indonesia Persero Tbk PT
- Stock - Bank Rakyat Indonesia Persero Tbk PT
- Stock - Indofood CBP Sukses Makmur Tbk PT
- Stock - Indofood Sukses Makmur Tbk PT
- Stock - Indosat Tbk PT
- Stock - Jasa Marga Persero Tbk PT
- Stock - Kalbe Farma Tbk PT
- Stock - Mayora Indah Tbk PT
- Stock - Mitra Adiperkasa Tbk PT
- Stock - Pakuwon Jati Tbk PT
- Stock - Telkom Indonesia Persero Tbk PT
- Stock - Vale Indonesia Tbk PT



\*Non Affiliates

### Investment Manager Commentary

Volatile condition in the Straits of Hormuz continue to overshadow the market in April. US and Iran reached ceasefire in early April, however peace deal has yet to be reached and the straits remain closed at the end of April, causing oil prices to persistently remain at high level. Sentiment on the domestic market also overshadowed by weaker Rupiah that depreciated -2.11% against USD in the month to 17,353. Foreign net sell in the equity and bond markets, seasonally weak Rupiah period from higher domestic USD demand in 2Q, and concern on fiscal sustainability were the key factors that weigh on Rupiah. Bank Indonesia actively intervene in the market to stabilize Rupiah, as shown by lower forex reserves position to USD 148.2 billion at the end of March, down from USD 156.4 billion at the end of December. BI maintains BI Rate at 4.75%, but indicates hawkish posture, with the possibility of changes in monetary policy to stabilize Rupiah. The government issued budget efficiency measures at the end of March, estimated to save IDR 250 trillion (~1% of GDP), that provide fiscal buffer to absorb higher oil prices.

**Disclaimer:** This report is prepared by PT Asuransi Jiwa Manulife Indonesia only for information purposes and not to be used as a sales offering or proposal. Although this report has been prepared meticulously, PT Asuransi Jiwa Manulife Indonesia does not guarantee its accuracy, sufficiency or completeness, and is not responsible for any consequences arising from any actions which are based on the information stated herein. Investments in capital market instruments are subject to various risks which include, but not limited to, market risk, credit risk, interest rate risk, exchange rate risk (particularly in Fund which has allocation in offshore investment instruments in different currencies than the Fund's currency), liquidity risk and other risks which could result in performance volatility. Therefore, the performance of this Fund is not guaranteed, the unit price of each Fund may go up or down and past performance does not necessarily indicative of future performance.

### Manulife Indonesia

Established in 1985, PT Asuransi Jiwa Manulife Indonesia (Manulife Indonesia) is part of Manulife Financial Corporation Group, a Canadian financial services group that operates in Asia, Canada and the United States. Manulife Indonesia offers a wide range of financial services, including life insurance, accident and health insurance, investment and pension plans to individual customers and group clients in Indonesia. Through a network of almost 11,000 employees and professional agents spread across more than 30 sales offices, Manulife Indonesia serves around 2 million customers in Indonesia. PT Asuransi Jiwa Manulife Indonesia are licensed and supervised by the Otoritas Jasa Keuangan (OJK). To learn more about Manulife Indonesia, follow us on Facebook, Twitter, Instagram, YouTube, or visit [www.manulife.co.id](http://www.manulife.co.id).