

## MANULIFE DANA EKUITAS SMALL MID CAPITAL USD

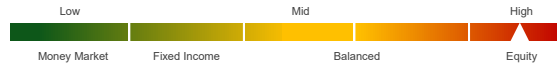
APR 2026

### Investment Objective

To enable investors with long-term horizon to capitalize opportunities in the Indonesia's capital market by investing in small and medium capitalization equities.

### Risk Classification

Risk classification is based on type of fund.



### Fund Information

Inception Date	: 16 Oct 13
Inception Price	: USD 1.0000
Fund Size	: USD 926,656.00
Number of unit	: 1,443,546.59
Net Asset Value/Unit <sup>4)</sup>	: USD 0.6419
Fund Currency	: USD
Type of fund	: Equity
Valuation	: Daily
Custodian Bank	: Standard Chartered Bank
Annual Management Fee	: 2.50%
Bloomberg Code	: MANSAMU IJ
Fund Manager	: PT Manulife Aset Manajemen Indonesia

### Allocation

Equity	: 80 - 100 %
Money Market	: 0 - 20 %

### Portfolio

Equity	: 90.88%
Money Market	: 9.12%

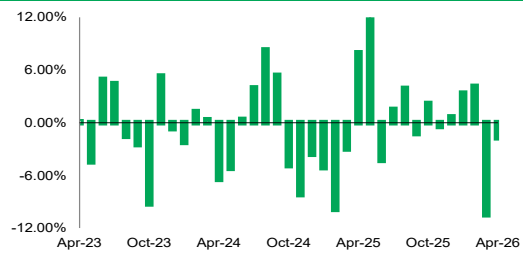
### Note

- Annualized (1 year = 365 days) and using compound method (for products that have been more than one year old since inception).
- The benchmark is IDX SMC Liquid Index in USD terms.
- Based on GICS (Global Industrials Classification Standard).
- The Net Asset Value / Unit has calculated the costs, including fees related to transaction and transaction settlement as well as administration and recording.

### Performance Since Inception



### Monthly Performance Last 3 Years

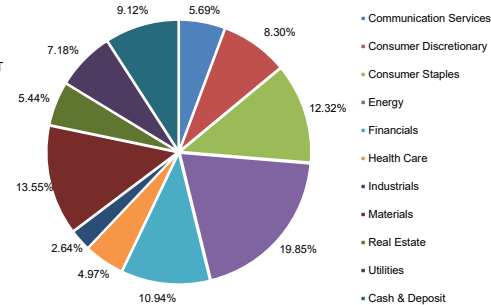


### Fund Performance

	Performance in USD per (30/04/26)							Yearly Performance								
	1 mo	3 mo	6 mo	YTD	1 yr	3 yr <sup>1)</sup>	5 yr <sup>1)</sup>	Since Inception <sup>1)</sup>	2025	2024	2023	2022	2021	2020	2019	2018
MDESMC (in USD)	-1.72%	-8.38%	-5.07%	-5.29%	8.55%	-6.38%	-3.99%	-3.47%	2.68%	-11.66%	-4.05%	-5.09%	4.13%	8.35%	11.58%	-13.86%
BM <sup>2)</sup>	0.71%	-5.84%	-4.39%	-8.07%	18.60%	-5.85%	-3.23%	-4.22%	14.55%	-12.74%	-8.40%	-5.68%	3.82%	5.07%	12.31%	-15.71%

### Top Holdings\* & Sector Allocation<sup>3)</sup>

Time Deposit - Bank Mega	Stock - Medco Energi Internasional Tbk PT
Stock - AKR Corporindo Tbk PT	Stock - Medikaloka Hermina Tbk PT
Stock - Aneka Tambang Tbk	Stock - Mitra Adiperkasa Tbk PT
Stock - Bank Negara Indonesia Persero Tbk PT	Stock - Mitra Keluarga Karyasehat Tbk PT
Stock - Bank Tabungan Negara Persero Tbk PT	Stock - Pakuwon Jati Tbk PT
Stock - BFI Finance Indonesia Tbk PT	Stock - Perusahaan Gas Negara Persero Tbk PT
Stock - Bukit Asam Persero Tbk PT	Stock - Sarana Menara Nusantara Tbk PT
Stock - Ciputra Development Tbk PT	Stock - Semen Indonesia Persero Tbk PT
Stock - Cisarua Mountain Dairy PT TBK	Stock - Timah Tbk PT
Stock - Elnusa Tbk PT	
Stock - Energi Mega Persada Tbk PT	
Stock - Indah Kiat Pulp & Paper Tbk PT	
Stock - Indika Energy Tbk PT	
Stock - Indo Tambangraya Megah Tbk PT	
Stock - Indocement Tunggul Prakarsa Tbk PT	
Stock - Japfa Comfeed Indonesia Tbk PT	
Stock - Jasa Marga Persero Tbk PT	
Stock - Map Aktif Adiperkasa PT	
Stock - Mayora Indah Tbk PT	



### Investment Manager Commentary

Volatile condition in the Straits of Hormuz continue to overshadow the market in April. US and Iran reached ceasefire in early April, however peace deal has yet to be reached and the straits remain closed at the end of April, causing oil prices to persistently remain at high level. Sentiment on the domestic market also overshadowed by weaker Rupiah that depreciated -2.11% against USD in the month to 17,353. Foreign net sell in the equity and bond markets, seasonally weak Rupiah period from higher domestic USD demand in 2Q, and concern on fiscal sustainability were the key factors that weigh on Rupiah. Bank Indonesia actively intervene in the market to stabilize Rupiah, as shown by lower forex reserves position to USD 148.2 billion at the end of March, down from USD 156.4 billion at the end of December. BI maintains BI Rate at 4.75%, but indicates hawkish posture, with the possibility of changes in monetary policy to stabilize Rupiah. The government issued budget efficiency measures at the end of March, estimated to save IDR 250 trillion (-1% of GDP), that provide fiscal buffer to absorb higher oil prices. Portfolio allocations in IT contributed positive attributions, meanwhile allocations in materials contributed negative attributions to performance.

**Disclaimer:** This report is prepared by PT Asuransi Jiwa Manulife Indonesia only for information purposes and not to be used as a sales offering or proposal. Although this report has been prepared meticulously, PT Asuransi Jiwa Manulife Indonesia does not guarantee its accuracy, sufficiency or completeness, and is not responsible for any consequences arising from any actions which are based on the information stated herein. Investments in capital market instruments are subject to various risks which include, but not limited to, market risk, credit risk, interest rate risk, exchange rate risk (particularly in Fund which has allocation in offshore investment instruments in different currencies than the Fund's currency), liquidity risk and other risks which could result in performance volatility. Therefore, the performance of this Fund is not guaranteed, the unit price of each Fund may go up or down and past performance does not necessarily indicative of future performance.

### Manulife Indonesia

Established in 1985, PT Asuransi Jiwa Manulife Indonesia (Manulife Indonesia) is part of Manulife Financial Corporation Group, a Canadian financial services group that operates in Asia, Canada and the United States. Manulife Indonesia offers a wide range of financial services, including life insurance, accident and health insurance, investment and pension plans to individual customers and group clients in Indonesia. Through a network of almost 11,000 employees and professional agents spread across more than 30 sales offices, Manulife Indonesia serves around 2 million customers in Indonesia. PT Asuransi Jiwa Manulife Indonesia are licensed and supervised by the Otoritas Jasa Keuangan (OJK). To learn more about Manulife Indonesia, follow us on Facebook, Twitter, Instagram, YouTube, or visit [www.manulife.co.id](http://www.manulife.co.id).