

MANULIFE DANA EKUITAS ASIA PASIFIK SYARIAH - USD

APR 2026

Investment Objective

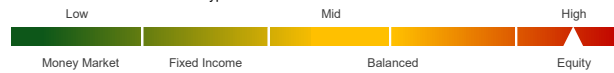
To achieve long term capital growth by investing mainly in sharia equity securities which are sold through public offerings and / or traded at the stock exchanges in the Asia Pacific region which are based on Islamic Principle.

Fund Information

| | |
|------------------------------------|--|
| Inception Date | : 5 Oct 20 |
| Inception Price | : USD 1.0000 |
| Fund Size | : USD 243,929.03 |
| Number of unit | : 172,210.84 |
| Net Asset Value/Unit ³⁾ | : USD 1.4165 |
| Fund Currency | : USD |
| Type of fund | : Equity |
| Valuation | : Daily |
| Custodian Bank | : Citibank N.A. |
| Annual Management Fee | : 2.50% |
| Bloomberg Code | : MLDEAPU IJ |
| Fund Manager | : PT Manulife Aset Manajemen Indonesia |

Risk Classification

Risk classification is based on type of fund.



Allocation

| | |
|--------------|--------------|
| Equity | : 80 - 100 % |
| Money Market | : 0 - 20 % |

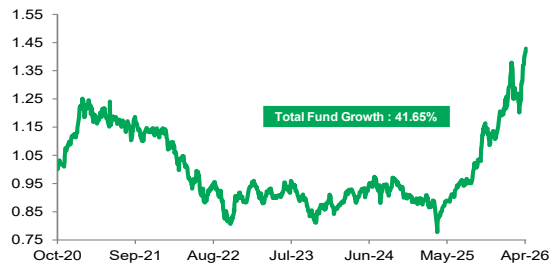
Portfolio

| | |
|--------------|----------|
| Equity | : 97.35% |
| Money Market | : 2.65% |

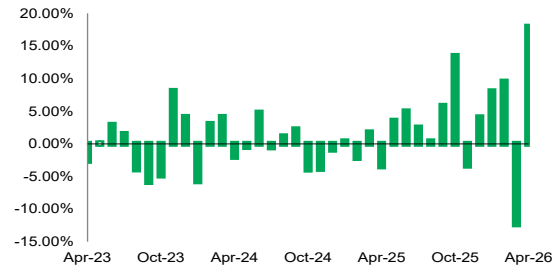
Note

- Annualized (1 year = 365 days) and using compound method (for products that have been more than one year old since inception).
- The benchmark is FTSE Sharia Asia Pacific ex Japan in USD terms.
- The Net Asset Value / Unit has calculated the costs, including fees related to transaction and transaction settlement as well as administration and recording.

Performance Since Inception



Monthly Performance Last 3 Years

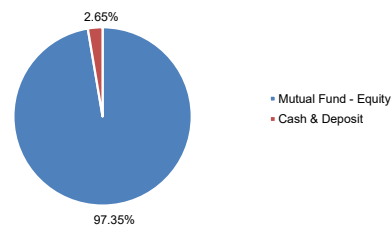


Fund Performance

| | Performance in USD per (30/04/26) | | | | | | | | Yearly Performance | | | | | | | |
|------------------|-----------------------------------|--------|--------|--------|--------|--------------------|--------------------|-------------------------------|--------------------|--------|--------|---------|--------|------|------|------|
| | 1 mo | 3 mo | 6 mo | YTD | 1 yr | 3 yr ¹⁾ | 5 yr ¹⁾ | Since Inception ¹⁾ | 2025 | 2024 | 2023 | 2022 | 2021 | 2020 | 2019 | 2018 |
| MDEAPS (USD) | 17.96% | 13.27% | 23.11% | 22.39% | 65.44% | 16.28% | 3.48% | 6.45% | 30.43% | -2.69% | 3.51% | -22.45% | -1.11% | n/a | n/a | n/a |
| BM ²⁾ | 21.09% | 13.20% | 26.45% | 25.35% | 61.41% | 16.80% | 3.76% | 6.71% | 28.91% | 3.42% | 11.11% | -21.30% | 1.58% | n/a | n/a | n/a |

Top Holdings* & Sector Allocation

Mutual Fund - Manulife Saham Syariah Asia Pasifik Dollar AS



*Affiliates

Investment Manager Commentary

Asia Pacific ex Japan equities rebounded in April and outperforming US and Europe markets. AI optimism, improving semiconductor earnings visibility and continued investment supported the rally, alongside ceasefire hopes between the US and Iran. Strong results and guidance from chipmakers such as TSMC, Samsung Electronics and SK Hynix, combined with sustained hyperscaler AI spending, drove a re-rating in Korea and Taiwan, with Korea the top performer year-to-date. Asia remains a key driver of global growth despite rising trade tensions, supported by technological leadership and favourable demographics. China's recovery is consolidating, with consumption central to long-term growth, while policy support, strong exports and industrial upgrading underpin medium-term confidence. Elsewhere, Korea is benefiting from corporate reforms and AI-led growth. ASEAN offers attractive diversification for investors seeking growth beyond larger economies. While Asia is vulnerable to supply shocks from Middle East tensions, policy flexibility and reserve buffers provide support. The duration of the US-Iran conflict will be key for growth, with fiscal easing expected to offset some near-term headwinds. Portfolio allocations in IT contributed positive attributions, meanwhile allocations in industrials contributed negative attributions to performance.

Disclaimer: This report is prepared by PT Asuransi Jiwa Manulife Indonesia only for information purposes and not to be used as a sales offering or proposal. Although this report has been prepared meticulously, PT Asuransi Jiwa Manulife Indonesia does not guarantee its accuracy, sufficiency or completeness, and is not responsible for any consequences arising from any actions which are based on the information stated herein. Investments in capital market instruments are subject to various risks which include, but not limited to, market risk, credit risk, interest rate risk, exchange rate risk (particularly in Fund which has allocation in offshore investment instruments in different currencies than the Fund's currency), liquidity risk and other risks which could result in performance volatility. Therefore, the performance of this Fund is not guaranteed, the unit price of each Fund may go up or down and past performance does not necessarily indicative of future performance.

Manulife Indonesia

Established in 2015, PT Asuransi Jiwa Manulife Indonesia (Manulife Indonesia) is part of Manulife Financial Corporation Group, a Canadian financial services group that operates in Asia, Canada and the United States. Manulife Indonesia offers a wide range of financial services, including life insurance, accident and health insurance, investment and pension plans to individual customers and group clients in Indonesia. Through a network of almost 11,000 employees and professional agents spread across more than 30 sales offices, Manulife Indonesia serves around 2 million customers in Indonesia.

PT Asuransi Jiwa Manulife Indonesia are licensed and supervised by the Otoritas Jasa Keuangan (OJK). To learn more about Manulife Indonesia, follow us on Facebook, Twitter, Instagram, YouTube, or visit www.manulife.co.id.