

MANULIFE DANA EKUITAS TEKNOLOGI GLOBAL DOLAR

APR 2026

Investment Objective

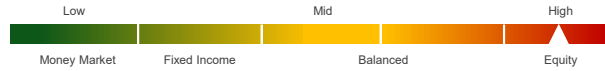
To achieve long term capital growth by investing mainly in equity securities of companies whose predominant economic activity is in the technology sector, onshore and/or offshore, directly and/or through mutual fund(s).

Fund Information

Inception Date	:	22 Mar 21
Inception Price	:	USD 1.0000
Fund Size	:	USD 30,671,298.24
Number of unit	:	21,630,571.35
Net Asset Value/Unit ⁽³⁾	:	USD 1.4180
Fund Currency	:	USD
Type of fund	:	Equity
Valuation	:	Daily
Custodian Bank	:	Citibank N.A.
Annual Management Fee	:	2.50%
Bloomberg Code	:	MATGDMU IJ
Fund Manager	:	PT Manulife Aset Manajemen Indonesia

Risk Classification

Risk classification is based on type of fund.



Allocation

Equity	:	80 - 100 %
Money Market	:	0 - 20 %

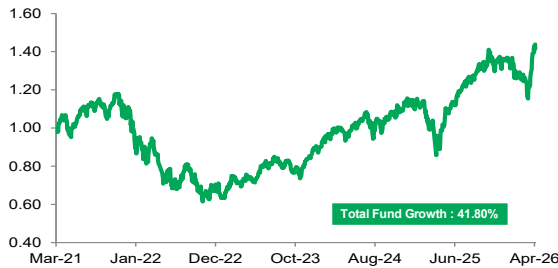
Portfolio

Equity	:	82.74%
Money Market	:	17.26%

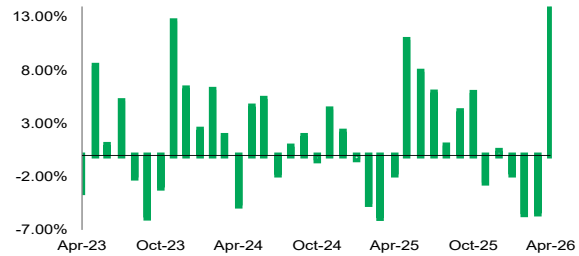
Note

- Annualized (1 year = 365 days) and using compound method (for products that have been more than one year old since inception).
- The benchmark is MSCI All Country World Information Technology Index.
- The Net Asset Value / Unit has calculated the costs, including fees related to transaction and transaction settlement as well as administration and recording.

Performance Since Inception



Monthly Performance Last 3 Years



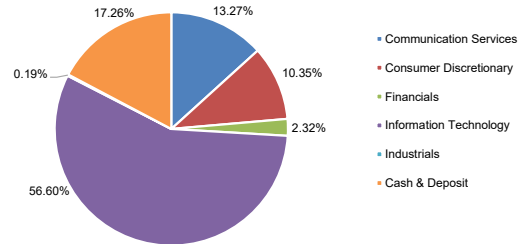
Fund Performance

	Performance in USD per (30/04/26)							
	1 mo	3 mo	6 mo	YTD	1 yr	3 yr ⁽¹⁾	5 yr ⁽¹⁾	Since Inception ⁽¹⁾
MANTEK	18.71%	6.03%	1.90%	4.13%	43.70%	24.58%	6.23%	7.07%
BM ⁽²⁾	17.53%	16.43%	16.86%	17.21%	58.77%	24.55%	15.55%	16.26%

	Yearly Performance							
	2025	2024	2023	2022	2021	2020	2019	2018
MANTEK	21.31%	24.49%	41.92%	-42.34%	n/a	n/a	n/a	n/a
BM ⁽²⁾	19.03%	21.72%	37.71%	-27.82%	n/a	n/a	n/a	n/a

Top Holdings* & Sector Allocation

Stock - Advanced Micro Devices Inc	Stock - Microsoft Corp
Stock - Airbnb Inc	Stock - MKS Inc
Stock - Alphabet Inc	Stock - NVIDIA Corp
Stock - Amazon.com Inc	Stock - Oracle Corp
Stock - Apple Inc	Stock - Palantir Technologies Inc
Stock - Arista Networks Inc	Stock - Shopify Inc
Stock - Block Inc	Stock - SK hynix Inc
Stock - Broadcom Inc	Stock - Synopsys Inc
Stock - KLA Corp	Stock - Tencent Holdings Ltd
Stock - Marvell Technology Inc	Stock - Visa Inc
Stock - Meta Platforms Inc	
Stock - Micron Technology Inc	



*Non Affiliates

Investment Manager Commentary

Global shares rose in April 2026, as investors rotated back into risk assets following a fragile ceasefire in the Middle East and renewed enthusiasm for technology-led growth. The advance was led by large-cap growth stocks, particularly in technology and communication services, as investor enthusiasm for artificial intelligence (AI) continued to shape market leadership as they were supported by expectations of sustained demand tied to AI infrastructure build-out and data-centre investment. Earnings season reinforced the rally, with a high proportion of companies exceeding expectations. Larger technology firms stood out, while financials and industrials also posted solid returns, as they benefited from stable economic data and resilient consumer demand. North Asian markets, in particular, benefited from robust demand tied to the ongoing AI build-out, which supported semiconductor companies and hardware exporters. Across emerging markets, performance was mixed. While the technology exporters like Korea and Taiwan soared, countries with domestically orientated economies saw muted returns due to concerns that persistently high oil prices can affect purchasing power and the country's fiscal position.

Disclaimer: This report is prepared by PT Asuransi Jiwa Manulife Indonesia only for information purposes and not to be used as a sales offering or proposal. Although this report has been prepared meticulously, PT Asuransi Jiwa Manulife Indonesia does not guarantee its accuracy, sufficiency or completeness, and is not responsible for any consequences arising from any actions which are based on the information stated herein. Investments in capital market instruments are subject to various risks which include, but not limited to, market risk, credit risk, interest rate risk, exchange rate risk (particularly in Fund which has allocation in offshore investment instruments in different currencies than the Fund's currency), liquidity risk and other risks which could result in performance volatility. Therefore, the performance of this Fund is not guaranteed, the unit price of each Fund may go up or down and past performance does not necessarily indicative of future performance.

Manulife Indonesia

Established in 1985, PT Asuransi Jiwa Manulife Indonesia (Manulife Indonesia) is part of Manulife Financial Corporation Group, a Canadian financial services group that operates in Asia, Canada and the United States. Manulife Indonesia offers a wide range of financial services, including life insurance, accident and health insurance, investment and pension plans to individual customers and group clients in Indonesia. Through a network of almost 11,000 employees and professional agents spread across more than 30 sales offices, Manulife Indonesia serves around 2 million customers in Indonesia. PT Asuransi Jiwa Manulife Indonesia are licensed and supervised by the Otoritas Jasa Keuangan (OJK). To learn more about Manulife Indonesia, follow us on Facebook, Twitter, Instagram, YouTube, or visit www.manulife.co.id.