

MANULIFE DANA INVESTASI REAL ESTAT ASIA PASIFIK DOLLAR

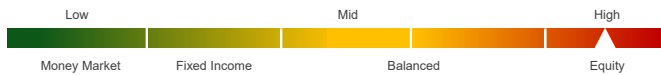
OCT 2025

Investment Objective

To provide long-term capital appreciation and income generation through mutual funds by investing in real estate related stocks in the Asia-Pacific ex-Japan region.

Risk Classification

Risk classification is based on type of fund.



Fund Information

| | |
|------------------------------------|--|
| Inception Date | : 12 Oct 20 |
| Inception Price | : USD 1.0000 |
| Fund Size | : USD 1,011,525.26 |
| Number of unit | : 1,195,581.50 |
| Net Asset Value/Unit ³⁾ | : USD 0.8461 |
| Fund Currency | : USD |
| Type of fund | : Equity |
| Valuation | : Daily |
| Custodian Bank | : Citibank N.A. |
| Annual Management Fee | : 2.50% |
| Bloomberg Code | : MANREAP IJ |
| Fund Manager | : PT Manulife Aset Manajemen Indonesia |

Allocation

| | |
|--------------|--------------|
| Equity | : 80 - 100 % |
| Money Market | : 0 - 20 % |

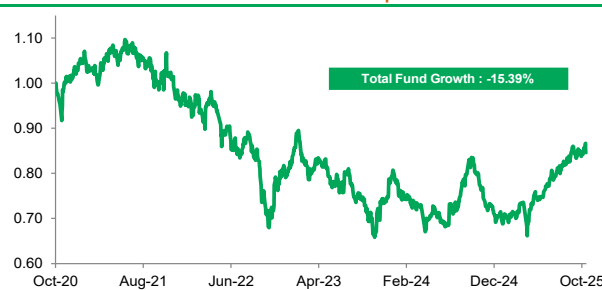
Portfolio

| | |
|--------------|-----------|
| Equity | : 100.82% |
| Money Market | : -0.82% |

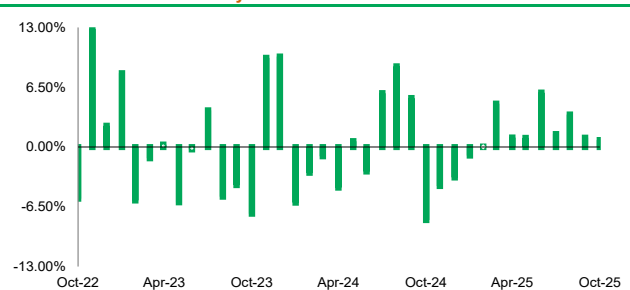
Note

- 1) Annualized (1 year = 365 days) and using compound method (for products that have been more than one year old since inception).
- 2) The benchmark is Manulife Global Fund - Asia Pacific REIT Fund Class I3 USD ACC.
- 3) The Net Asset Value / Unit has calculated the costs, including fees related to transaction and transaction settlement as well as administration and recording.

Performance Since Inception



Monthly Performance Last 3 Years

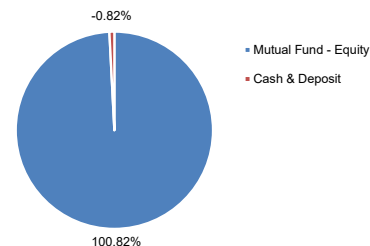


Fund Performance

| Performance in USD per (31/10/25) | | | | | | | | | Yearly Performance | | | | | | | |
|-----------------------------------|-------|-------|--------|--------|--------|--------------------|--------------------|-------------------------------|--------------------|--------|---------|--------|------|------|------|------|
| | 1 mo | 3 mo | 6 mo | YTD | 1 yr | 3 yr ¹⁾ | 5 yr ¹⁾ | Since Inception ¹⁾ | 2024 | 2023 | 2022 | 2021 | 2020 | 2019 | 2018 | 2017 |
| MDIREAP | 0.75% | 5.37% | 14.28% | 19.83% | 10.95% | 6.38% | -2.35% | -3.25% | -12.51% | -0.52% | -17.08% | -6.33% | n/a | n/a | n/a | n/a |
| BM ²⁾ | 0.49% | 2.80% | 7.27% | 10.45% | 3.55% | 0.12% | -4.48% | -4.95% | n/a | n/a | n/a | n/a | n/a | n/a | n/a | n/a |

Top Holdings* & Sector Allocation

Mutual Fund - Manulife Global Fund - Asia Pacific REIT Fund



*Affiliates

Investment Manager Commentary

Asia REITs posted another month of positive performance in October following the US Fed's policy rate cut in the October FOMC meeting. With the monetary easing cycle likely to continue, we believe interest rate sensitive REITs are poised to benefit from a more favorable rate environment. Guided by an active management approach, our diversified portfolio remained well-positioned to capture income and growth opportunities amid market volatility. The Fund's increasing allocation to Singapore property firms contributed positively, as the sector posted robust return YTD amid a vibrant property transaction and capital market. We also see opportunity in Singapore pure-play worker and student accommodation REIT, as we believe the sector benefits from solid demand for foreign labor in Singapore and higher education in the UK and Australia.

Disclaimer: This report is prepared by PT Asuransi Jiwa Manulife Indonesia only for information purposes and not to be used as a sales offering or proposal. Although this report has been prepared meticulously, PT Asuransi Jiwa Manulife Indonesia does not guarantee its accuracy, sufficiency or completeness, and is not responsible for any consequences arising from any actions which are based on the information stated herein. Investments in capital market instruments are subject to various risks which include, but not limited to, market risk, credit risk, interest rate risk, exchange rate risk (particularly in Fund which has allocation in offshore investment instruments in different currencies than the Fund's currency), liquidity risk and other risks which could result in performance volatility. Therefore, the performance of this Fund is not guaranteed, the unit price of each Fund may go up or down and past performance does not necessarily indicative of future performance.

Manulife Indonesia

Established in 1985, PT Asuransi Jiwa Manulife Indonesia (Manulife Indonesia) is part of Manulife Financial Corporation Group, a Canadian financial services group that operates in Asia, Canada and the United States. Manulife Indonesia offers a wide range of financial services, including life insurance, accident and health insurance, investment and pension plans to individual customers and group clients in Indonesia. Through a network of almost 11,000 employees and professional agents spread across more than 30 sales offices, Manulife Indonesia serves around 2 million customers in Indonesia. PT Asuransi Jiwa Manulife Indonesia are licensed and supervised by the Otoritas Jasa Keuangan (OJK). To learn more about Manulife Indonesia, follow us on Facebook, Twitter, Instagram, YouTube, or visit www.manulife.co.id.