

MANULIFE DANA EKUITAS INDONESIA INDIA - USD

OCT 2025

Investment Objective

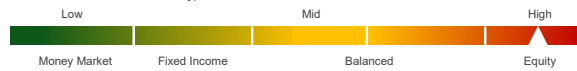
To generate capital appreciation by investing in medium to long term in Indonesian equities and/or companies listed on the Indian stock exchange that derive majority of their revenue from India.

Fund Information

Inception Date	: 1 Jul 11
Inception Price	: USD 0.1168
Fund Size	: USD 10,511,682.83
Number of unit	: 90,481,691.92
Net Asset Value/Unit ⁽⁴⁾	: USD 0.1162
Fund Currency	: USD
Type of fund	: Equity
Valuation	: Daily
Custodian Bank	: Standard Chartered Bank
Annual Management Fee	: 2.50%
Bloomberg Code	: MLLDEIU IJ
Fund Manager	: PT Manulife Aset Manajemen Indonesia

Risk Classification

Risk classification is based on type of fund.



Allocation

Equity	: 80 - 100 %
Money Market	: 0 - 20 %

Portfolio

Indonesian Equity	: 83.02%
India Equity	: 15.76%
Money Market	: 1.22%

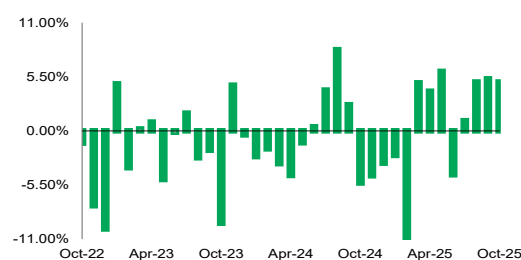
Note

- 1) Annualized (1 year = 365 days) and using compound method (for products that have been more than one year old since inception).
- 2) The benchmark is 85% JCI + 15% NIFTY Index in USD terms.
- 3) Based on GICS (Global Industrials Classification Standard).
- 4) The Net Asset Value / Unit has calculated the costs, including fees related to transaction and transaction settlement as well as administration and recording.

Performance Since Inception



Monthly Performance Last 3 Years



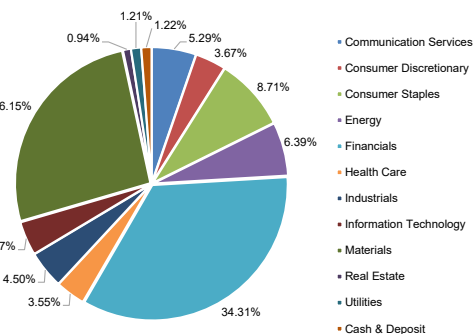
Fund Performance

Performance in USD per (31/10/25)									Yearly Performance								
	1 mo	3 mo	6 mo	YTD	1 yr	3 yr ¹⁾	5 yr ¹⁾	Since Inception ¹⁾		2024	2023	2022	2021	2020	2019	2018	2017
MDEII (in USD)	4.97%	16.03%	18.76%	9.19%	0.80%	-10.61%	5.36%	-0.04%	MDEII (in USD)	-11.42%	-11.24%	-20.15%	42.11%	4.83%	3.17%	-13.58%	16.03%
BM ²⁾	2.08%	7.32%	17.10%	11.29%	1.79%	3.93%	8.01%	1.54%	BM ²⁾	-5.32%	8.86%	-4.20%	10.32%	-3.10%	7.00%	-8.16%	22.18%

Top Holdings* & Sector Allocation

Stock - Adaro Andalan Indonesia PT	Stock - Indofood Sukses Makmur Tbk PT
Stock - Aneka Tambang Tbk	Stock - Infosys Ltd
Stock - Archi Indonesia Tbk PT	Stock - Map Aktif Adiperkasa PT
Stock - Astra International Tbk PT	Stock - Mayora Indah Tbk PT
Stock - Axis Bank Ltd	Stock - Merdeka Copper Gold Tbk PT
Stock - Bank Central Asia Tbk PT	Stock - Panin Financial Tbk PT
Stock - Bank Mandiri Persero Tbk PT	Stock - Reliance Industries Ltd
Stock - Bank Negara Indonesia Persero Tbk PT	Stock - Sun Pharmaceutical Industries Ltd
Stock - Bank Pan Indonesia Tbk PT	Stock - Telkom Indonesia Persero Tbk PT
Stock - Bank Rakyat Indonesia Persero Tbk PT	Stock - Triputra Agro Persada PT
Stock - Bank Syariah Indonesia Tbk PT	Stock - UltraTech Cement Ltd
Stock - Barito Pacific Tbk PT	Stock - United Tractors Tbk PT
Stock - Bumi Resources Minerals Tbk PT	
Stock - Chandra Asri Pacific Tbk PT	
Stock - GoTo Gojek Tokopedia Tbk PT	
Stock - HCL Technologies Ltd	
Stock - ICICI Bank Ltd	
Stock - Impack Pratama Industri Tbk PT	

*Non Affiliates



Investment Manager Commentary

October was a positive month for the financial markets. Easing liquidity environment and additional stimulus from the government drove market sentiment in the month. Domestic liquidity showed improvement following shifting in government's cash placement from Bank Indonesia to SOE banks. Primary money (M0) grew 18% YoY in September and M2 grew 8% YoY, up from 7.6% the previous month. Bank loan growth also improved to 7.2% YoY in September from 7.0% the previous month. The government maintains its pro-growth stance, announced new stimulus of cash handouts worth IDR 30 trillion for October - December period, for 35 million households. This is the fourth stimulus package from the government this year in effort to boost growth, and expected to have more direct impact to consumption compared to previous stimulus because of the cash nature. India equities also posted strong performance in October supported by optimism of potential trade deal with the US and expectation of further monetary easing by the central bank. Portfolio allocations in energy contributed positive attributions, meanwhile allocations in real estate contributed negative attributions to performance.

Disclaimer: This report is prepared by PT Asuransi Jiwa Manulife Indonesia only for information purposes and not to be used as a sales offering or proposal. Although this report has been prepared meticulously, PT Asuransi Jiwa Manulife Indonesia does not guarantee its accuracy, sufficiency or completeness, and is not responsible for any consequences arising from any actions which are based on the information stated herein. Investments in capital market instruments are subject to various risks which include, but not limited to, market risk, credit risk, interest rate risk, exchange rate risk (particularly in Fund which has allocation in offshore investment instruments in different currencies than the Fund's currency), liquidity risk and other risks which could result in performance volatility. Therefore, the performance of this Fund is not guaranteed, the unit price of each Fund may go up or down and past performance does not necessarily indicative of future performance.

Manulife Indonesia

Established in 1985, PT Asuransi Jiwa Manulife Indonesia (Manulife Indonesia) is part of Manulife Financial Corporation Group, a Canadian financial services group that operates in Asia, Canada and the United States. Manulife Indonesia offers a wide range of financial services, including life insurance, accident and health insurance, investment and pension plans to individual customers and group clients in Indonesia. Through a network of almost 11,000 employees and professional agents spread across more than 30 sales offices, Manulife Indonesia serves around 2 million customers in Indonesia.

PT Asuransi Jiwa Manulife Indonesia are licensed and supervised by the Otoritas Jasa Keuangan (OJK). To learn more about Manulife Indonesia, follow us on Facebook, Twitter, Instagram, YouTube, or visit www.manulife.co.id.