

## MANULIFE DANA EKUITAS OPTIMA SYARIAH USD

NOV 2025

### Investment Objective

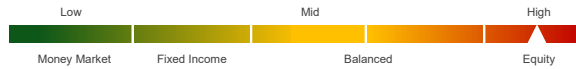
To provide selected financial investments in accordance with the Syariah Islam principles on various instruments that have been chosen and approved by the Syariah Supervisory Board to suit the values and teachings of Islam.

### Fund Information

Inception Date	: 5 Oct 20
Inception Price	: USD 0.0626
Fund Size	: USD 723,906.60
Number of unit	: 10,026,163.59
Net Asset Value/Unit <sup>(4)</sup>	: USD 0.0722
Fund Currency	: USD
Type of fund	: Equity
Valuation	: Daily
Custodian Bank	: Bank DBS Indonesia
Annual Management Fee	: 2.50%
Bloomberg Code	: MADEOSU IJ
Fund Manager	: PT Manulife Aset Manajemen Indonesia

### Risk Classification

Risk classification is based on type of fund.



### Allocation

Equity	: 80 - 100%
Money Market	: 0 - 20%

### Portfolio

Equity	: 89.17%
Money Market	: 10.83%

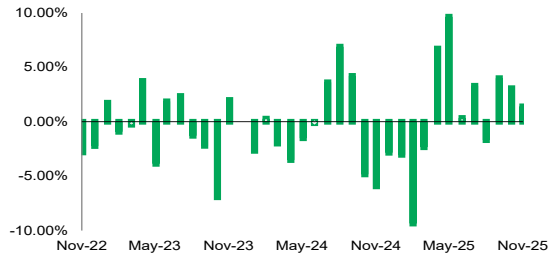
### Note

- Annualized (1 year = 365 days) and using compound method (for products that have been more than one year old since inception).
- The benchmark is 80% Indeks Stock Syariah Indonesia + 20% net after tax of average 3-month mudharabah deposit's revenue sharing in USD terms.
- Based on GICS (Global Industrials Classification Standard).
- The Net Asset Value / Unit has calculated the costs, including fees related to transaction and transaction settlement as well as administration and recording.

### Performance Since Inception



### Monthly Performance Last 3 Years

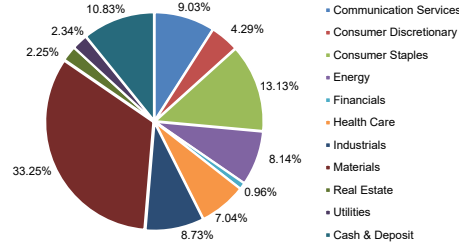


### Fund Performance

	Performance in USD per (28/11/25)								Yearly Performance							
	1 mo	3 mo	6 mo	YTD	1 yr	3 yr <sup>(1)</sup>	5 yr <sup>(1)</sup>	Since Inception <sup>(1)</sup>	2024	2023	2022	2021	2020	2019	2018	2017
MDEOS USD	1.41%	8.72%	10.81%	11.31%	8.14%	-1.70%	-0.86%	2.81%	-8.89%	-4.17%	-6.96%	-3.89%	n/a	n/a	n/a	n/a
BM <sup>(2)</sup>	5.50%	9.87%	23.92%	28.33%	25.28%	8.80%	7.53%	10.02%	-2.72%	-1.12%	4.91%	4.05%	n/a	n/a	n/a	n/a

### Top Holdings\* & Sector Allocation<sup>(3)</sup>

Stock - Adaro Andalan Indonesia PT	Stock - Medikaloka Hermina Tbk PT
Stock - AKR Corporindo Tbk PT	Stock - Merdeka Copper Gold Tbk PT
Stock - Alamtri Resources Indonesia Tbk PT	Stock - Mitra Adiperkasa Tbk PT
Stock - Aneka Tambang Tbk	Stock - Mitra Keluarga Karyasehat Tbk PT
Stock - Archi Indonesia Tbk PT	Stock - Pakuwon Jati Tbk PT
Stock - Astra International Tbk PT	Stock - Perusahaan Gas Negara Tbk PT
Stock - Barito Pacific Tbk PT	Stock - Siloam International Hospitals Tbk PT
Stock - Bumi Resources Minerals Tbk PT	Stock - Telkom Indonesia Persero Tbk PT
Stock - Chandra Asri Pacific Tbk PT	Stock - Timah Tbk PT
Stock - Charoen Pokphand Indonesia Tbk PT	Stock - Trimegah Bangun Persada Tbk PT
Stock - Ciputra Development Tbk PT	Stock - Triputra Agro Persada PT
Stock - Cisarua Mountain Dairy PT TBK	Stock - United Tractors Tbk PT
Stock - Indah Kiat Pulp & Paper Tbk PT	Stock - Vale Indonesia Tbk PT
Stock - Indofood Sukses Makmur Tbk PT	Stock - XLSMART Telecom Sejahtera Tbk PT
Stock - Japfa Comfeed Indonesia Tbk PT	
Stock - Kalbe Farma Tbk PT	
Stock - Map Aktif Adiperkasa PT	
Stock - Mayora Indah Tbk PT	



### Investment Manager Commentary

The equity market was volatile in November, where uncertainty on Fed Funds Rate cut in December overshadowed market sentiment early in the month, following hawkish comment from Fed Chair Powell. However the market rebounded as several Fed officials supports further rate cut in December amid weaker labor data. On the domestic front, GDP growth 3Q-2025 came at +5.04%, lower than 5.12% the previous quarter. Consumption is weaker with household consumption grew at +4.89%, its lowest growth since 4Q-2023. Bank Indonesia maintained BI Rate at 4.75% inline with market expectation. BI appears to balanced its view, indicating the need to stabilize Rupiah while also indicating further room to cut interest rates. Going forward, the market will continue to monitor The Fed's policy outlook in December, and the acceleration in government spending, seen as a key factor to support growth in 2026. Portfolio allocations in IT contributed positive attributions, meanwhile allocations in energy contributed negative attributions to performance.

**Disclaimer:** This report is prepared by PT Asuransi Jiwa Manulife Indonesia only for information purposes and not to be used as a sales offering or proposal. Although this report has been prepared meticulously, PT Asuransi Jiwa Manulife Indonesia does not guarantee its accuracy, sufficiency or completeness, and is not responsible for any consequences arising from any actions which are based on the information stated herein. Investments in capital market instruments are subject to various risks which include, but not limited to, market risk, credit risk, interest rate risk, exchange rate risk (particularly in Fund which has allocation in offshore investment instruments in different currencies than the Fund's currency), liquidity risk and other risks which could result in performance volatility. Therefore, the performance of this Fund is not guaranteed, the unit price of each Fund may go up or down and past performance does not necessarily indicative of future performance.

### Manulife Indonesia

Established in 1985, PT Asuransi Jiwa Manulife Indonesia (Manulife Indonesia) is part of Manulife Financial Corporation Group, a Canadian financial services group that operates in Asia, Canada and the United States. Manulife Indonesia offers a wide range of financial services, including life insurance, accident and health insurance, investment and pension plans to individual customers and group clients in Indonesia. Through a network of almost 11,000 employees and professional agents spread across more than 30 sales offices, Manulife Indonesia serves around 2 million customers in Indonesia.

PT Asuransi Jiwa Manulife Indonesia are licensed and supervised by the Otoritas Jasa Keuangan (OJK). To learn more about Manulife Indonesia, follow us on Facebook, Twitter, Instagram, YouTube, or visit [www.manulife.co.id](http://www.manulife.co.id).