

MANULIFE DANA PRIMA DINAMIS - MODERAT

JUN 2025

Investment Objective

Aim to achieve long term capital growth whilst also managing downside risk through multi-asset dynamic asset allocation strategy where multiple asset classes are rebalanced based on ongoing active management decision of the investment management team.

Fund Information

Inception Date	: 21 Dec 15
Inception Price	: IDR 1,000.00
Fund Size	: Rp 20.52 bn
Number of unit	: 16,802,244.97
Net Asset Value/Unit ⁴⁾	: IDR 1,221.24
Fund Currency	: IDR
Type of fund	: Balanced
Valuation	: Daily
Custodian Bank	: Bank DBS Indonesia
Annual Management Fee	: 2.60%
Bloomberg Code	: MLIPRDM IJ
Fund Manager	: PT Manulife Aset Manajemen Indonesia

Risk Classification

Risk classification is based on type of fund.



Allocation

Equity	: 0 - 79 %
Bond	: 0 - 79 %
Money Market	: 0 - 79 %

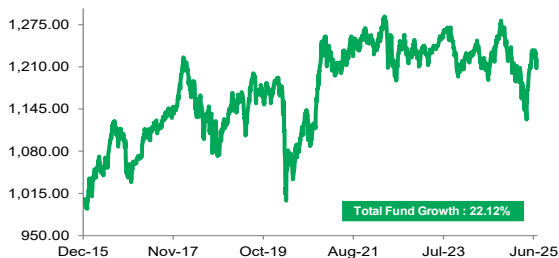
Portfolio

Equity Onshore	: 33.00%
Equity Offshore	: 15.62%
Bond	: 49.42%
Money Market	: 1.96%

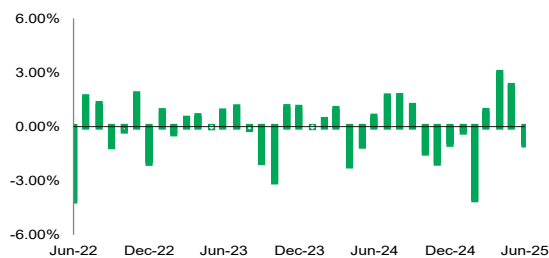
Note

- 1) Annualized (1 year = 365 days) and using compound method (for products that have been more than one year old since inception).
- 2) The benchmark is 13.4 % Indonesia Deposit Rate avg 1-month + 45% BINDO Index Total Return + 31.5% Jakarta SE Composite + 1.5% USD Deposit 1-month + 5% Barclays US Aggregate Total Return USD + 1.2% S&P 500 + 1.2% MSCI Japan, net of all fees, expenses and tax.
- 3) Based on GICS (Global Industrials Classification Standard).
- 4) The Net Asset Value / Unit has calculated the costs, including fees related to transaction and transaction settlement as well as administration and recording.

Performance Since Inception



Monthly Performance Last 3 Years



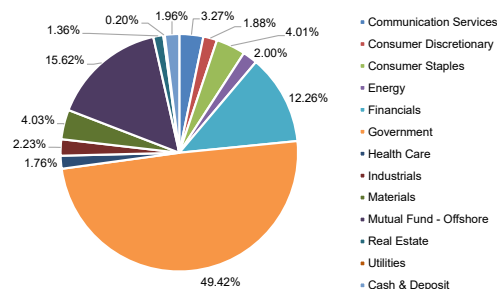
Fund Performance

	1 mo	3 mo	6 mo	YTD	1 yr	3 yr ¹⁾	5 yr ¹⁾	Since Inception ¹⁾
MDPMOD	-0.99%	4.27%	0.66%	0.66%	0.76%	0.36%	2.51%	2.12%
BM ²⁾	-0.46%	4.21%	3.07%	3.07%	4.67%	4.80%	6.62%	6.47%

	2024	2023	2022	2021	2020	2019	2018	2017
MDPMOD	-1.24%	0.34%	-2.00%	1.88%	3.35%	5.50%	-4.98%	12.31%
BM ²⁾	2.33%	6.69%	2.45%	6.28%	6.49%	7.89%	-1.22%	15.33%

Top Holdings* & Sector Allocation³⁾

Mutual Fund - Manulife Global Fund - Japan Equity Fund
 Mutual Fund - Manulife Global Fund - US Equity Fund
 Mutual Fund - MGF USD Income Fund
 Obligasi Negara Republik Indonesia Seri FR0067
 Obligasi Negara Republik Indonesia Seri FR0100
 Obligasi Negara Republik Indonesia Seri FR0104
 Obligasi Negara Republik Indonesia Seri FR0106
 Stock - Aneka Tambang Tbk
 Stock - Astra International Tbk PT
 Stock - Bank Central Asia Tbk PT
 Stock - Bank Mandiri Persero Tbk PT
 Stock - Bank Rakyat Indonesia Persero Tbk PT
 Stock - Indofood Sukses Makmur Tbk PT
 Stock - Telkom Indonesia Persero Tbk PT
 *Non Affiliates



Investment Manager Commentary

Market sentiment was weaker in June due to geopolitical tension in the Middle East and disappointing domestic data. Israel - Iran conflict overshadowed the market, as oil prices spike and raises concern on inflation. Brent oil price rose 23% to USD78 per barrel amid the conflict, before subsiding to USD67 following ceasefire. The Fed maintained benchmark rate at 4.25%-4.50% inline with market expectation. Fed Chair Powell indicate The Fed is in no rush to cut rates, tentative on the impact of tariffs to the economy. Domestic economic data was disappointing in June, with trade deficit surplus narrowed to USD159 million from USD4.3 billion the previous month. Domestic consumption remained weak, with consumer confidence index dropped to 117.5 the lowest level since 2022, indicating weak consumption appetite. BI maintained BI Rate at 5.5% inline with expectation, but maintained dovish stance for further rate cut potential tentative on global dynamics. the government issued new stimulus package worth IDR 24.4 trillion to boost economic growth.

Disclaimer: This report is prepared by PT Asuransi Jiwa Manulife Indonesia only for information purposes and not to be used as a sales offering or proposal. Although this report has been prepared meticulously, PT Asuransi Jiwa Manulife Indonesia does not guarantee its accuracy, sufficiency or completeness, and is not responsible for any consequences arising from any actions which are based on the information stated herein. Investments in capital market instruments are subject to various risks which include, but not limited to, market risk, credit risk, interest rate risk, exchange rate risk (particularly in Fund which has allocation in offshore investment instruments in different currencies than the Fund's currency), liquidity risk and other risks which could result in performance volatility. Therefore, the performance of this Fund is not guaranteed, the unit price of each Fund may go up or down and past performance does not necessarily indicative of future performance.

Manulife Indonesia

Established in 1985, PT Asuransi Jiwa Manulife Indonesia (Manulife Indonesia) is part of Manulife Financial Corporation Group, a Canadian financial services group that operates in Asia, Canada and the United States. Manulife Indonesia offers a wide range of financial services, including life insurance, accident and health insurance, investment and pension plans to individual customers and group clients in Indonesia. Through a network of almost 11,000 employees and professional agents spread across more than 30 sales offices, Manulife Indonesia serves around 2 million customers in Indonesia. PT Asuransi Jiwa Manulife Indonesia are licensed and supervised by the Otoritas Jasa Keuangan (OJK). To learn more about Manulife Indonesia, follow us on Facebook, Twitter, Instagram, YouTube, or visit www.manulife.co.id.