

MANULIFE DANA EKUITAS SEJAHTERA*

JUN 2025

Investment Objective

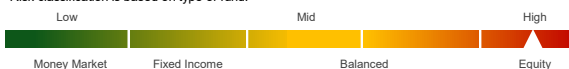
To provide financial investments that is in accordance with the Syariah Islam principles on various instruments that have been chosen and approved by the Syariah Board to suit the values and teachings of Islam.

Fund Information

Inception Date	: 9 Jul 07
Inception Price	: IDR 1,000.00
Fund Size	: Rp 244.68 bn
Number of unit	: 99,225,123.22
Net Asset Value/Unit ⁽⁴⁾	: IDR 2,465.87
Fund Currency	: IDR
Type of fund	: Equity
Valuation	: Daily
Custodian Bank	: Bank DBS Indonesia
Annual Management Fee	: 2.50%
Bloomberg Code	: MLLDEKS.UJ
Fund Manager	: PT Manulife Aset Manajemen Indonesia

Risk Classification

Risk classification is based on type of fund.



Allocation

Equity	: 80 - 100 %
Money Market	: 0 - 20 %

Portfolio

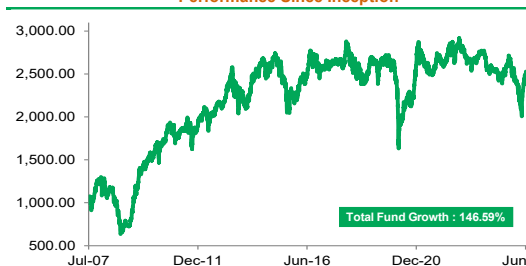
Equity	: 91.03%
Money Market	: 8.97%

Note

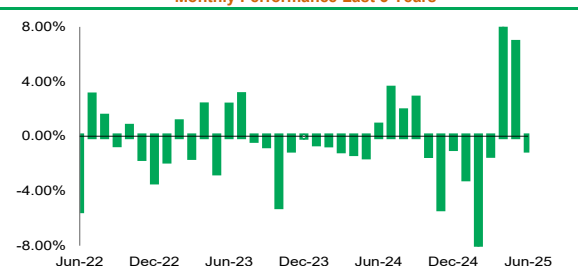
- 1) Annualized (1 year = 365 days) and using compound method (for products that have been more than one year old since inception).
- 2) The benchmark is 80% Indeks Stock Syariah Indonesia + 20% net after tax of average 3-month mudharabah deposit's revenue sharing.
- 3) Based on GICS (Global Industrials Classification Standard).
- 4) The Net Asset Value / Unit has calculated the costs, including fees related to transaction and transaction settlement as well as administration and recording.

* Fund name effective starting 14 Dec 2022, previously MANULIFE DANA EKUITAS SYARIAH.

Performance Since Inception



Monthly Performance Last 3 Years



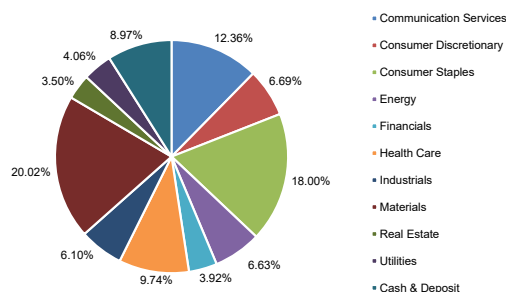
Fund Performance

Performance in IDR per (30/06/25)									Yearly Performance								
	1 mo	3 mo	6 mo	YTD	1 yr	3 yr ¹⁾	5 yr ¹⁾	Since Inception ¹⁾		2024	2023	2022	2021	2020	2019	2018	2017
MDES	-0.99%	14.58%	-0.29%	-0.29%	0.00%	-3.07%	3.14%	5.15%	MDES	-3.74%	-4.66%	2.63%	-2.39%	1.71%	4.75%	-5.15%	3.49%
BM ²⁾	0.34%	10.19%	4.54%	4.54%	7.37%	3.93%	8.08%	5.10%	BM ²⁾	1.63%	-1.39%	12.59%	5.88%	-3.29%	2.44%	-1.62%	8.95%

Top Holdings* & Sector Allocation³⁾

Time Deposit - Bank CIMB Niaga Syariah	Stock - Medikaloka Hermina Tbk PT
Stock - Adaro Andalan Indonesia PT	Stock - Mitra Keluarga Karyasehat Tbk PT
Stock - Amman Mineral Internasional PT	Stock - Pakuwon Jati Tbk PT
Stock - Aneka Tambang Tbk	Stock - Perusahaan Gas Negara Tbk PT
Stock - Astra International Tbk PT	Stock - Siloam International Hospitals Tbk PT
Stock - Bank Syariah Indonesia Tbk PT	Stock - Telkom Indonesia Persero Tbk PT
Stock - Barito Pacific Tbk PT	Stock - United Tractors Tbk PT
Stock - Bumi Resources Minerals Tbk PT	
Stock - Chandra Asri Pacific Tbk PT	
Stock - Ciputra Development Tbk PT	
Stock - Cisarua Mountain Dairy PT TBK	
Stock - Erajaya Swasembada Tbk PT	
Stock - Indofood CBP Sukses Makmur Tbk PT	
Stock - Indofood Sukses Makmur Tbk PT	
Stock - Indosat Tbk PT	
Stock - Kalbe Farma Tbk PT	
Stock - Map Aktif Adiperkasa PT	
Stock - Mayora Indah Tbk PT	

*Non Affiliates



Investment Manager Commentary

Market sentiment was weaker in June due to geopolitical tension in the Middle East and disappointing domestic data. Israel - Iran conflict overshadowed the market, as oil prices spike and raises concern on inflation. Brent oil price rose 23% to USD78 per barrel amid the conflict, before subsiding to USD67 following ceasefire. The Fed maintained benchmark rate at 4.25%-4.50% inline with market expectation. Fed Chair Powell indicate The Fed is in no rush to cut rates, tentative on the impact of tariffs to the economy. Domestic economic data was disappointing in June, with trade deficit surplus narrowed to USD159 million from USD4.3 billion the previous month. Domestic consumption remained weak, with consumer confidence index dropped to 117.5 the lowest level since 2022, indicating weak consumption appetite. BI maintained BI Rate at 5.5% inline with expectation, but maintained dovish stance for further rate cut potential tentative on global dynamics. Portfolio allocations in communications contributed positive attributions, meanwhile allocations in materials contributed negative attributions to performance.

Disclaimer: This report is prepared by PT Asuransi Jiwa Manulife Indonesia only for information purposes and not to be used as a sales offering or proposal. Although this report has been prepared meticulously, PT Asuransi Jiwa Manulife Indonesia does not guarantee its accuracy, sufficiency or completeness, and is not responsible for any consequences arising from any actions which are based on the information stated herein. Investments in capital market instruments are subject to various risks which include, but not limited to, market risk, credit risk, interest rate risk, exchange rate risk (particularly in Fund which has allocation in offshore investment instruments in different currencies than the Fund's currency), liquidity risk and other risks which could result in performance volatility. Therefore, the performance of this Fund is not guaranteed, the unit price of each Fund may go up or down and past performance does not necessarily indicative of future performance.

Manulife Indonesia

Established in 1985, PT Asuransi Jiwa Manulife Indonesia (Manulife Indonesia) is part of Manulife Financial Corporation Group, a Canadian financial services group that operates in Asia, Canada and the United States. Manulife Indonesia offers a wide range of financial services, including life insurance, accident and health insurance, investment and pension plans to individual customers and group clients in Indonesia. Through a network of almost 11,000 employees and professional agents spread across more than 30 sales offices, Manulife Indonesia serves around 2 million customers in Indonesia.

PT Asuransi Jiwa Manulife Indonesia are licensed and supervised by the Otoritas Jasa Keuangan (OJK). To learn more about Manulife Indonesia, follow us on Facebook, Twitter, Instagram, YouTube, or visit www.manulife.co.id.