

MANULIFE DANA PENDAPATAN TETAP JANGKA PENDEK DOLAR

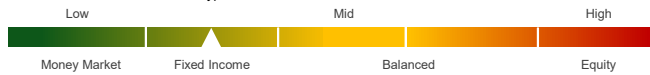
JUN 2025

Investment Objective

Aims to generate stable income denominated in U.S. Dollar by investing in onshore and/or offshore debt securities, directly and/or through mutual fund.

Risk Classification

Risk classification is based on type of fund.



Fund Information

Inception Date	: 22 Mar 21
Inception Price	: USD 1.0000
Fund Size	: USD 31,918,300.25
Number of unit	: 32,508,554.42
Net Asset Value/Unit ³⁾	: USD 0.9818
Fund Currency	: USD
Type of fund	: Fixed Income
Valuation	: Daily
Custodian Bank	: Bank DBS Indonesia
Annual Management Fee	: 2.00%
Bloomberg Code	: MAJPDMD IJ
Fund Manager	: PT Manulife Aset Manajemen Indonesia

Allocation

Bond	: 80 - 100 %
Money Market	: 0 - 20 %

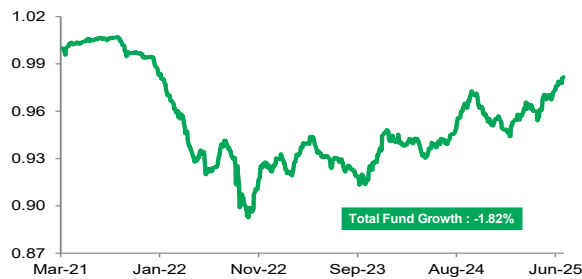
Portfolio

Bond	: 78.01%
Money Market	: 21.99%

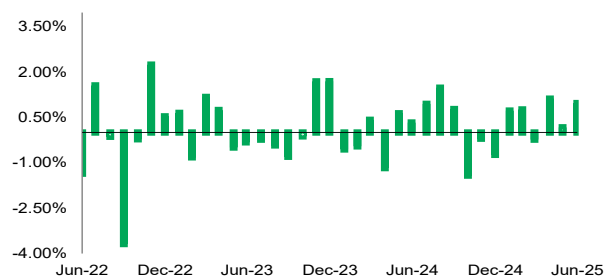
Note

- 1) Annualized (1 year = 365 days) and using compound method (for products that have been more than one year old since inception).
- 2) The benchmark is net after tax of average 3-months USD time deposit's interest rates + 1%.
- 3) The Net Asset Value / Unit has calculated the costs, including fees related to transaction and transaction settlement as well as administration and recording.

Performance Since Inception



Monthly Performance Last 3 Years



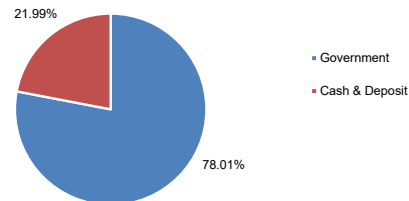
Fund Performance

Performance in USD per (30/06/25)									Yearly Performance								
	1 mo	3 mo	6 mo	YTD	1 yr	3 yr ¹⁾	5 yr ¹⁾	Since Inception ¹⁾		2024	2023	2022	2021	2020	2019	2018	2017
MDPTJPD (USD)	0.97%	2.28%	3.56%	3.56%	4.39%	2.12%	n/a	-0.43%	MDPTJPD (USD)	-0.03%	2.70%	-7.12%	n/a	n/a	n/a	n/a	n/a
BM ²⁾	0.14%	0.40%	0.78%	0.78%	1.67%	1.85%	n/a	1.56%	BM ²⁾	1.81%	2.21%	1.24%	n/a	n/a	n/a	n/a	n/a

Top Holdings* & Sector Allocation

Eurobonds Indonesia 2028	Eurobonds Indonesia 2028-3
Eurobonds Indonesia 2029	Eurobonds Indonesia 2029
Eurobonds Indonesia 2029-2	Eurobonds Indonesia 2029-4
Eurobonds Indonesia 2030	Eurobonds Indonesia 2030
Eurobonds Indonesia 2030-3	Eurobonds Indonesia 2033-2
Eurobonds Indonesia 2031	Eurobonds Indonesia 2034
Eurobonds Indonesia 2031-2	
Eurobonds Indonesia 2032-2	
Eurobonds Indonesia 2032-3	
Eurobonds Indonesia 2035	

*Non Affiliates



Investment Manager Commentary

The bond market continued its positive performance, supported by expectation of further interest rate cuts amid global trade tariffs uncertainty and weak domestic economic growth. The Fed maintained interest rates at 4.25%-4.50%, in line with market expectations. Fed Chair Powell indicated that the Fed is not in a hurry to cut rates, citing uncertainty on the impact of tariffs to the economy. Meanwhile, the U.S. government stated that an extension of tariff negotiations is still possible for countries that have not yet completed negotiations. On the domestic front, the government issued new stimulus package worth IDR 24.4 trillion to boost economic growth. Bank Indonesia kept its interest rate at 5.5% and maintains the view of further rate cut, depending on global stability. The central bank reduced the issuance of SRBI, causing the average SRBI yield to decline to 6.19%. This condition is positive for market liquidity and supportive of the bond market. Short-term government bonds outperformed, with the 2-year tenor recording a yield decline of -28 bps, while long-term bonds (20-year tenor) saw a smaller decline of -18bps.

Disclaimer: This report is prepared by PT Asuransi Jiwa Manulife Indonesia only for information purposes and not to be used as a sales offering or proposal. Although this report has been prepared meticulously, PT Asuransi Jiwa Manulife Indonesia does not guarantee its accuracy, sufficiency or completeness, and is not responsible for any consequences arising from any actions which are based on the information stated herein. Investments in capital market instruments are subject to various risks which include, but not limited to, market risk, credit risk, interest rate risk, exchange rate risk (particularly in Fund which has allocation in offshore investment instruments in different currencies than the Fund's currency), liquidity risk and other risks which could result in performance volatility. Therefore, the performance of this Fund is not guaranteed, the unit price of each Fund may go up or down and past performance does not necessarily indicative of future performance.

Manulife Indonesia

Established in 2015, PT Asuransi Jiwa Manulife Indonesia (Manulife Indonesia) is part of Manulife Financial Corporation Group, a Canadian financial services group that operates in Asia, Canada and the United States. Manulife Indonesia offers a wide range of financial services, including life insurance, accident and health insurance, investment and pension plans to individual customers and group clients in Indonesia. Through a network of almost 11,000 employees and professional agents spread across more than 30 sales offices, Manulife Indonesia serves around 2 million customers in Indonesia.

PT Asuransi Jiwa Manulife Indonesia are licensed and supervised by the Otoritas Jasa Keuangan (OJK). To learn more about Manulife Indonesia, follow us on Facebook, Twitter, Instagram, YouTube, or visit www.manulife.co.id.



www.manulife.co.id



Manulife Indonesia



@Manulife_ID



Manulife_ID



Manulife Indonesia