

MANULIFE DANA EKUITAS INDONESIA INDIA - IDR

JUL 2025

Investment Objective

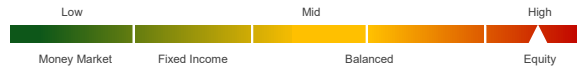
To generate capital appreciation by investing in medium to long term in Indonesian equities and/or companies listed on the Indian stock exchange that derive majority of their revenue from India.

Fund Information

Inception Date	: 1 Jul 11
Inception Price	: IDR 1,000.00
Fund Size	: Rp 166.90 bn
Number of unit	: 101,721,523.03
Net Asset Value/Unit ⁽⁴⁾	: IDR 1,640.76
Fund Currency	: IDR
Type of fund	: Equity
Valuation	: Daily
Custodian Bank	: Standard Chartered Bank
Annual Management Fee	: 2.50%
Bloomberg Code	: MLLDEII IJ
Fund Manager	: PT Manulife Aset Manajemen Indonesia

Risk Classification

Risk classification is based on type of fund.



Allocation

Equity	: 80 - 100 %
Money Market	: 0 - 20 %

Portfolio

Indonesian Equity	: 81.07%
India Equity	: 16.34%
Money Market	: 2.59%

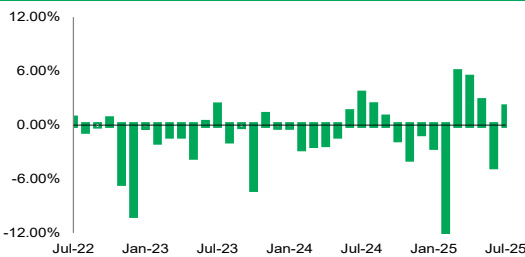
Note

- 1) Annualized (1 year = 365 days) and using compound method (for products that have been more than one year old since inception).
- 2) The benchmark is 85% JCI + 15% NIFTY Index in IDR terms.
- 3) Based on GICS (Global Industrials Classification Standard).
- 4) The Net Asset Value / Unit has calculated the costs, including fees related to transaction and transaction settlement as well as administration and recording.

Performance Since Inception



Monthly Performance Last 3 Years



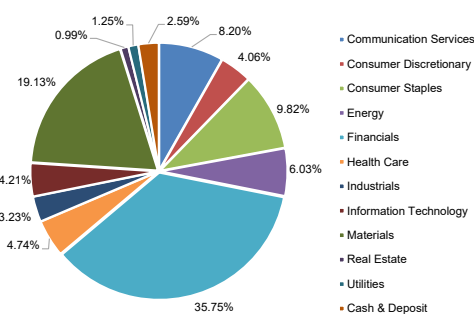
Fund Performance

Performance in IDR per (31/07/25)									Yearly Performance								
	1 mo	3 mo	6 mo	YTD	1 yr	3 yr ¹⁾	5 yr ¹⁾	Since Inception ¹⁾		2024	2023	2022	2021	2020	2019	2018	2017
MDEII (in IDR)	1.99%	-0.08%	-2.73%	-5.10%	-8.19%	-13.41%	5.21%	3.58%	MDEII (in IDR)	-6.62%	-13.02%	-11.94%	43.72%	6.03%	-1.07%	-7.24%	16.99%
RM ²⁾	6.33%	8.65%	5.51%	5.71%	2.38%	4.25%	9.25%	5.87%	RM ²⁾	-0.41%	8.05%	4.14%	12.11%	-2.26%	2.53%	-1.87%	22.61%

Top Holdings* & Sector Allocation³⁾

Time Deposit - Bank Mega	Stock - Impack Pratama Industri Tbk PT
Stock - AKR Corporindo Tbk PT	Stock - Indofood CBP Sukses Makmur Tbk PT
Stock - Aneka Tambang Tbk	Stock - Indofood Sukses Makmur Tbk PT
Stock - Astra International Tbk PT	Stock - Indosat Tbk PT
Stock - Axis Bank Ltd	Stock - Infosys Ltd
Stock - Bank Central Asia Tbk PT	Stock - Map Aktiv Adiperkasa PT
Stock - Bank Mandiri Persero Tbk PT	Stock - Mayora Indah Tbk PT
Stock - Bank Negara Indonesia Persero Tbk PT	Stock - NFC Indonesia Tbk PT
Stock - Bank Pan Indonesia Tbk PT	Stock - Panin Financial Tbk PT
Stock - Bank Rakyat Indonesia Persero Tbk PT	Stock - Reliance Industries Ltd
Stock - Bank Syariah Indonesia Tbk PT	Stock - Sun Pharmaceutical Industries Ltd
Stock - Barito Pacific Tbk PT	Stock - Telkom Indonesia Persero Tbk PT
Stock - Bumi Resources Minerals Tbk PT	Stock - Triputra Agro Persada PT
Stock - Chandara Asri Pacific Tbk PT	Stock - UltraTech Cement Ltd
Stock - GoTo Gojek Tokopedia Tbk PT	
Stock - HCL Technologies Ltd	
Stock - Hillcon Tbk PT	
Stock - ICICI Bank Ltd	

*Non Affiliates



Investment Manager Commentary

Market sentiment improved in July, following trend deal Indonesia - US with tariff at 19%. Indonesia is committed to purchase more US goods and investment in the US. The deal is seen as positive by the market because of competitive tariff rate against peers, while higher imports from the US is not seen as hurdle due to the nature of US products are not competing with domestic industries. Bank Indonesia cut benchmark rate by 25bps to 5.25% in July, the third rate cut this year, amid low domestic inflation and the need to support growth. BI signals room for further rate cut, especially as uncertainty regarding US tariff has diminished. Amid weak domestic growth, the government expects fiscal deficit to widen in 2025 from 2.5% to 2.78% due to weak tax revenue and spending need for government's priority programs. The government will utilize excess cash balance (SAL) of IDR85.6 trillion to cover the shortfall and ease the burden on SBN issuance. S&P ratings maintained Indonesia sovereign rating at 'BBB' (stable), that reflect global investors' confidence on Indonesia's fiscal position. Portfolio allocations in material contributed positive attributions, meanwhile allocations in IT contributed negative attributions to performance.

Disclaimer: This report is prepared by PT Asuransi Jiwa Manulife Indonesia only for information purposes and not to be used as a sales offering or proposal. Although this report has been prepared meticulously, PT Asuransi Jiwa Manulife Indonesia does not guarantee its accuracy, sufficiency or completeness, and is not responsible for any consequences arising from any actions which are based on the information stated herein. Investments in capital market instruments are subject to various risks which include, but not limited to, market risk, credit risk, interest rate risk, exchange rate risk (particularly in Fund which has allocation in offshore investment instruments in different currencies than the Fund's currency), liquidity risk and other risks which could result in performance volatility. Therefore, the performance of this Fund is not guaranteed, the unit price of each Fund may go up or down and past performance does not necessarily indicative of future performance.

Manulife Indonesia

Established in 1985, PT Asuransi Jiwa Manulife Indonesia (Manulife Indonesia) is part of Manulife Financial Corporation Group, a Canadian financial services group that operates in Asia, Canada and the United States. Manulife Indonesia offers a wide range of financial services, including life insurance, accident and health insurance, investment and pension plans to individual customers and group clients in Indonesia. Through a network of almost 11,000 employees and professional agents spread across more than 30 sales offices, Manulife Indonesia serves around 2 million customers in Indonesia.

PT Asuransi Jiwa Manulife Indonesia are licensed and supervised by the Otoritas Jasa Keuangan (OJK). To learn more about Manulife Indonesia, follow us on Facebook, Twitter, Instagram, YouTube, or visit www.manulife.co.id.