

MANULIFE DANA PRIMA DINAMIS - MODERAT

JAN 2025

Investment Objective

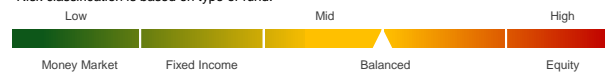
Aim to achieve long term capital growth whilst also managing downside risk through multi-asset dynamic asset allocation strategy where multiple asset classes are rebalanced based on ongoing active management decision of the investment management team.

Fund Information

Inception Date	: 21 Dec 15
Inception Price	: IDR 1,000.00
Fund Size	: Rp 21.20 bn
Number of unit	: 17,522,967.27
Net Asset Value/Unit ⁽⁴⁾	: IDR 1,209.73
Fund Currency	: IDR
Type of fund	: Balanced
Valuation	: Daily
Custodian Bank	: Bank DBS Indonesia
Annual Management Fee	: 2.60%
Bloomberg Code	: MLIPRDM IJ
Fund Manager	: PT Manulife Aset Manajemen Indonesia

Risk Classification

Risk classification is based on type of fund.



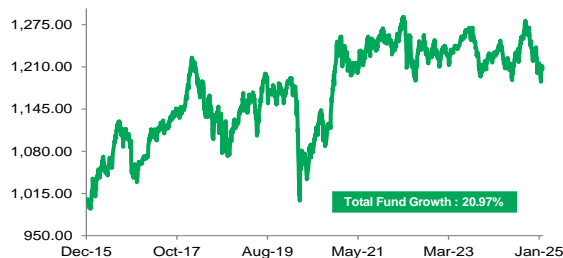
Allocation

Equity	: 0 - 79 %	Equity Onshore	: 33.25%
Bond	: 0 - 79 %	Equity Offshore	: 14.72%
Money Market	: 0 - 79 %	Bond	: 46.18%
		Money Market	: 5.85%

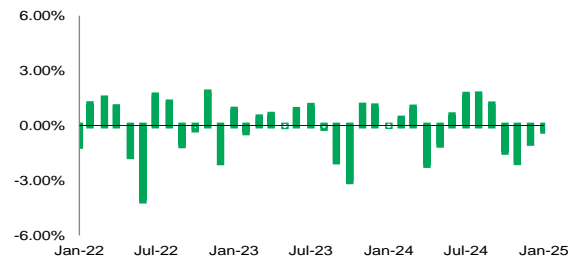
Note

- 1) Annualized (1 year = 365 days) and using compound method (for products that have been more than one year old since inception).
- 2) The benchmark is 13.4 % Indonesia Deposit Rate avg 1-month + 45% BINDO Index Total Return + 31.5% Jakarta SE Composite + 1.5% USD Deposit 1-month + 5% Barclays US Aggregate Total Return USD + 1.2% S&P 500 + 1.2% MSCI Japan, net of all fees, expenses and tax.
- 3) Based on GICS (Global Industrials Classification Standard).
- 4) The Net Asset Value / Unit has calculated the costs, including fees related to transaction and transaction settlement as well as administration and recording.

Performance Since Inception



Monthly Performance Last 3 Years



Fund Performance

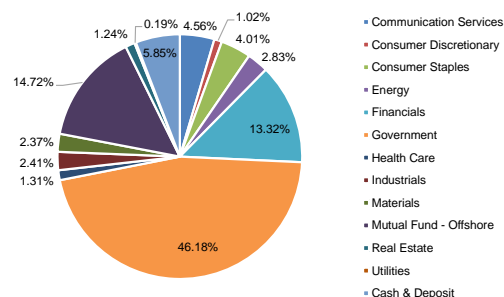
	Performance in IDR per (31/01/25)							
	1 mo	3 mo	6 mo	YTD	1 yr	3 yr ⁽¹⁾	5 yr ⁽¹⁾	Since Inception ⁽¹⁾
MDPMOD	-0.28%	-3.21%	-1.84%	-0.28%	-1.50%	-0.70%	0.67%	2.11%
BM ⁽²⁾	0.65%	-1.26%	0.70%	0.65%	2.73%	3.99%	5.14%	6.49%

	Yearly Performance							
	2024	2023	2022	2021	2020	2019	2018	2017
MDPMOD	-1.24%	0.34%	-2.00%	1.88%	3.35%	5.50%	-4.98%	12.31%
BM ⁽²⁾	2.33%	6.69%	2.45%	6.28%	6.49%	7.89%	-1.22%	15.33%

Top Holdings* & Sector Allocation⁽³⁾

Mutual Fund - Manulife Global Fund - American Growth Fund
 Mutual Fund - Manulife Global Fund - Japan Equity Fund
 Mutual Fund - MGF USD Income Fund
 Obligasi Negara Republik Indonesia Seri FR0067
 Obligasi Negara Republik Indonesia Seri FR0100
 Obligasi Negara Republik Indonesia Seri FR0106
 Obligasi Negara Republik Indonesia Seri FR0107
 Stock - Astra International Tbk PT
 Stock - Bank Central Asia Tbk PT
 Stock - Bank Mandiri Persero Tbk PT
 Stock - Bank Rakyat Indonesia Persero Tbk PT
 Stock - Indofood CBP Sukses Makmur Tbk PT
 Stock - Indofood Sukses Makmur Tbk PT
 Stock - Indosat Tbk PT

Stock - Telkom Indonesia Persero Tbk PT
 Stock - United Tractors Tbk PT
 Stock - XL Axiata Tbk PT



Investment Manager Commentary

Indonesia equities were volatile in the month, while bonds posted positive return. Global uncertainty continued to overshadow market sentiment, with The Fed indicating hawkish posture due to persistent inflation. The market also awaits US tariff policy, as President Trump signaled tariff against Canada, Mexico, and China in 1 February. Bank Indonesia surprised the market by cutting BI Rate 25bps, and signaled shift in policy focus from Rupiah stability to more balanced stance of growth and stability. BI highlights weaker domestic growth and low inflation as key reason to cut rates. Meanwhile, the government showed more urgency to support domestic growth. President Prabowo initiated budget efficiency of IDR306 trillion to be reallocated to program that support people's welfare. This followed earlier decision to cancel VAT hike in a bid to support purchasing power. Indonesia GDP growth came in at 5.02% in Q4-2024, higher than consensus expectation of 4.96%. However, household consumption was disappointing, which has remained below 5% for five consecutive quarters.

Disclaimer: This report is prepared by PT Asuransi Jiwa Manulife Indonesia only for information purposes and not to be used as a sales offering or proposal. Although this report has been prepared meticulously, PT Asuransi Jiwa Manulife Indonesia does not guarantee its accuracy, sufficiency or completeness, and is not responsible for any consequences arising from any actions which are based on the information stated herein. Investments in capital market instruments are subject to various risks which include, but not limited to, market risk, credit risk, interest rate risk, exchange rate risk (particularly in Fund which has allocation in offshore investment instruments in different currencies than the Fund's currency), liquidity risk and other risks which could result in performance volatility. Therefore, the performance of this Fund is not guaranteed, the unit price of each Fund may rise or fall and past performance does not necessarily indicate of future performance.

Manulife Indonesia

Established in 1985, PT Asuransi Jiwa Manulife Indonesia (Manulife Indonesia) is part of Manulife Financial Corporation Group, a Canadian financial services group that operates in Asia, Canada and the United States. Manulife Indonesia offers a wide range of financial services, including life insurance, accident and health insurance, investment and pension plans to individual customers and group clients in Indonesia. Through a network of almost 11,000 employees and professional agents spread across more than 30 sales offices, Manulife Indonesia serves around 2 million customers in Indonesia. PT Asuransi Jiwa Manulife Indonesia are licensed and supervised by the Otoritas Jasa Keuangan (OJK). To learn more about Manulife Indonesia, follow us on Facebook, Twitter, Instagram, YouTube, or visit