

MANULIFE DANA EKUITAS ASIA PASIFIK - USD

DEC 2025

Investment Objective

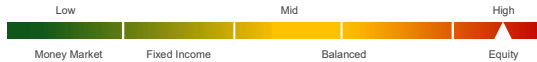
To achieve long term capital growth by investing mainly in offshore instruments consist of 80% - 100% in equity securities which are sold through public offerings and / or traded at the stock exchanges in the Asia Pacific region.

Fund Information

Inception Date	: 5 Dec 16
Inception Price	: USD 1.0000
Fund Size	: USD 28,882,519.47
Number of unit	: 17,803,434.46
Net Asset Value/Unit ⁽¹⁾	: USD 1.6223
Fund Currency	: USD
Type of fund	: Equity
Valuation	: Daily
Custodian Bank	: Citibank N.A.
Annual Management Fee	: 2.50%
Bloomberg Code	: MAAPUSD IJ
Fund Manager	: PT Manulife Aset Manajemen Indonesia

Risk Classification

Risk classification is based on type of fund.



Allocation

Equity	: 80 - 100 %
Money Market	: 0 - 20 %

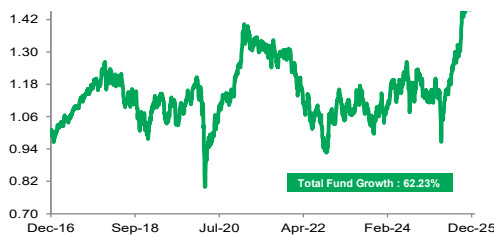
Portfolio

Equity On Shore	: 2.51%
Equity Off Shore	: 102.12%
Money Market	: -4.63%

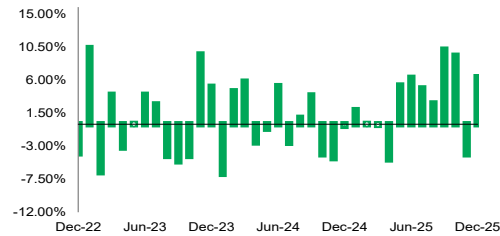
Note

- 1) Annualized (1 year = 365 days) and using compound method (for products that have been more than one year old since inception).
- 2) The benchmark is FTSE Sharia Asia Pacific ex Japan in USD terms.
- 3) Based on GICS (Global Industrials Classification Standard).
- 4) The Net Asset Value / Unit has calculated the costs, including fees related to transaction and transaction settlement as well as administration and recording.

Performance Since Inception



Monthly Performance Last 3 Years



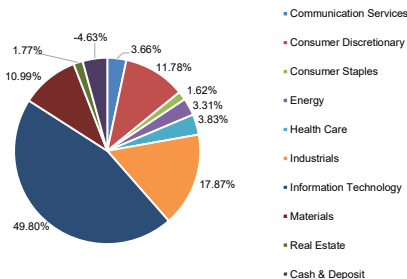
Fund Performance

Performance in USD per (30/12/25)									Yearly Performance								
	1 mo	3 mo	6 mo	YTD	1 yr	3 yr ¹⁾	5 yr ¹⁾	Since inception ¹⁾		2024	2023	2022	2021	2020	2019	2018	2017
MDEAP (USD)	6.44%	11.64%	32.69%	44.19%	44.19%	16.27%	4.76%	5.48%	MDEAP (USD)	-1.93%	11.19%	-20.50%	0.96%	9.02%	17.67%	-16.10%	22.06%
BM ²⁾	4.20%	7.49%	17.35%	28.91%	28.91%	13.98%	3.44%	7.64%	BM ²⁾	3.42%	11.11%	-21.30%	1.58%	24.45%	15.92%	-15.95%	36.63%

Top Holdings* & Sector Allocation⁽³⁾

Stock - Advantech Co Ltd	Stock - Samsung Electronics Co Ltd
Stock - ALS Ltd	Stock - Santos Ltd
Stock - BHP Group Ltd	Stock - Shenzhen Inovance Technology Co Ltd
Stock - BYD Co Ltd	Stock - SK hynix Inc
Stock - China Mengniu Dairy Co Ltd	Stock - Sungrow Power Supply Co Ltd
Stock - Contemporary Amperex Technology Co Ltd	Stock - Taiwan Semiconductor Manufacturing Co Ltd
Stock - CSL Ltd	Stock - Telstra Group Ltd
Stock - Delta Electronics Inc	Stock - Unimicron Technology Corp
Stock - Evolution Mining Ltd	Stock - Wiyynn Corp
Stock - Goodman Group	Stock - Xiaomi Corp
Stock - HD Hyundai Electric Co Ltd	Stock - Zhejiang Sanhua Intelligent Controls Co Ltd
Stock - LG Chem Ltd	
Stock - MediaTek Inc	
Stock - Minth Group Ltd	
Stock - NARI Technology Co Ltd	
Stock - NAURA Technology Group Co Ltd	
Stock - Ningbo Orient Wires & Cables Co Ltd	
Stock - Rio Tinto Ltd	
Stock - Samsung Electronics Co Ltd	

*Non Affiliates



Investment Manager Commentary

Asia Pacific equities ended 2025 on a positive note. The Fed cut Fed Funds Rate (FFR) by 25bps inline with market expectation to 3.50%-3.75%. Fed Chair Powell indicated that interest rate is on neutral range and further rate cut is subject to economic data. Technology sector was the key driver for Asian stocks in December driven by optimism on the demand for AI. Samsung Electronics indicated that mass production for new generation AI memory chip will begin in 2026, while Nvidia secured license from the US government to sell AI chip to China with initial shipment in February 2026. China pledged to expand fiscal expenditure in 2026 to support economic growth with targeted measures instead of large-scale stimulus to rein in debt level. Meanwhile China's economic data continue to paint sluggish condition. Industrial production grew at +4.8% YoY lower than expectation of +5.0%, while retail sales also came in at +1.3% YoY, the lowest growth since 2022. Portfolio allocations in IT contributed positive attributions, meanwhile allocations in materials was detractor to performance.

Disclaimer: This report is prepared by PT Asuransi Jiwa Manulife Indonesia only for information purposes and not to be used as a sales offering or proposal. Although this report has been prepared meticulously, PT Asuransi Jiwa Manulife Indonesia does not guarantee its accuracy, sufficiency or completeness, and is not responsible for any consequences arising from any actions which are based on the information stated herein. Investments in capital market instruments are subject to various risks which include, but not limited to, market risk, credit risk, interest rate risk, exchange rate risk (particularly in Fund which has allocation in offshore investment instruments in different currencies than the Fund's currency), liquidity risk and other risks which could result in performance volatility. Therefore, the performance of this Fund is not guaranteed, the unit price of each Fund may go up or down and past performance does not necessarily indicative of future performance.

Manulife Indonesia

Established in 2015, PT Asuransi Jiwa Manulife Indonesia (Manulife Indonesia) is part of Manulife Financial Corporation Group, a Canadian financial services group that operates in Asia, Canada and the United States. Manulife Indonesia offers a wide range of financial services, including life insurance, accident and health insurance, investment and pension plans to individual customers and group clients in Indonesia. Through a network of almost 11,000 employees and professional agents spread across more than 30 sales offices, Manulife Indonesia serves around 2 million customers in Indonesia.

PT Asuransi Jiwa Manulife Indonesia are licensed and supervised by the Otoritas Jasa Keuangan (OJK). To learn more about Manulife Indonesia, follow us on Facebook, Twitter, Instagram, YouTube, or visit www.manulife.co.id.