

MANULIFE DANA EKUITAS

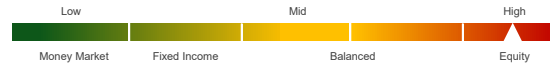
DEC 2025

Investment Objective

Providing the participants with superior investment growth over the long-term by investing the assets in a diversified portfolio of publicly listed Indonesian equities.

Risk Classification

Risk classification is based on type of fund.



Fund Information

Inception Date	: 25 Jun 04
Inception Price	: IDR 1,000.00
Fund Size	: Rp 5.54 tn
Number of unit	: 551,507,517.93
Net Asset Value/Unit ⁴⁾	: IDR 10,049.56
Fund Currency	: IDR
Type of fund	: Equity
Valuation	: Daily
Custodian Bank	: Bank DBS Indonesia
Annual Management Fee	: 2.50%
Bloomberg Code	: MANLIEK IJ
Fund Manager	: PT Manulife Aset Manajemen Indonesia

Allocation

Equity	: 80 - 100 %
Money Market	: 0 - 20 %

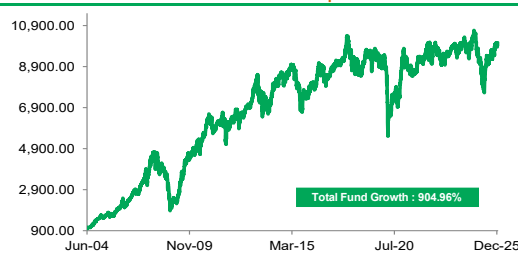
Portfolio

Equity	: 98.05%
Money Market	: 1.95%

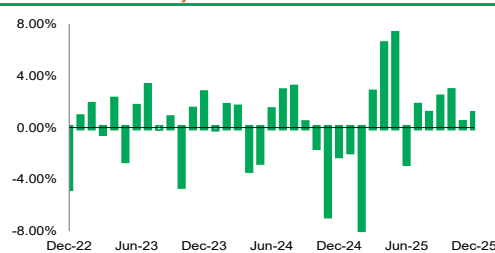
Note

- 1) Annualized (1 year = 365 days) and using compound method (for products that have been more than one year old since inception).
- 2) The benchmark is Jakarta Composite Index.
- 3) Based on GICS (Global Industrials Classification Standard).
- 4) The Net Asset Value / Unit has calculated the costs, including fees related to transaction and transaction settlement as well as administration and recording.

Performance Since Inception



Monthly Performance Last 3 Years



Fund Performance

Performance in IDR per (30/12/25)									Yearly Performance								
	1 mo	3 mo	6 mo	YTD	1 yr	3 yr ¹⁾	5 yr ¹⁾	Since Inception ¹⁾		2024	2023	2022	2021	2020	2019	2018	2017
MDE	1.08%	4.35%	9.81%	8.03%	8.03%	2.79%	2.25%	11.31%	MDE	-5.91%	6.86%	1.24%	1.64%	-4.00%	2.83%	-6.82%	15.96%
BM ²⁾	1.62%	7.27%	24.82%	22.13%	22.13%	8.06%	7.65%	12.24%	BM ²⁾	-2.65%	6.16%	4.09%	10.08%	-5.09%	1.70%	-2.54%	19.99%

Top Holdings* & Sector Allocation³⁾

Time Deposit - Bank Mega	Stock - Indika Energy Tbk PT
Time Deposit - Bank Tabungan Negara	Stock - Indofood CBP Sukses Makmur Tbk PT
Stock - AKR Corporindo Tbk PT	Stock - Indosat Tbk PT
Stock - Alamtri Minerals Indonesia Tbk PT	Stock - Jasa Marga Persero Tbk PT
Stock - Alamtri Resources Indonesia Tbk PT	Stock - Kalbe Farma Tbk PT
Stock - Amman Mineral Internasional PT	Stock - Medco Energi Internasional Tbk PT
Stock - Aneka Tambang Tbk	Stock - Medikaloka Hermina Tbk PT
Stock - Archi Indonesia Tbk PT	Stock - Merdeka Battery Materials Tbk PT
Stock - Astra International Tbk PT	Stock - Merdeka Copper Gold Tbk PT
Stock - Bank Central Asia Tbk PT	Stock - Mitra Keluarga Karyasehat Tbk PT
Stock - Bank CIMB Niaga Tbk PT	Stock - Perusahaan Gas Negara Tbk PT
Stock - Bank Mandiri Persero Tbk PT	Stock - Petrosea Tbk PT
Stock - Bank Negara Indonesia Persero Tbk PT	Stock - Siloam International Hospitals Tbk PT
Stock - Bank Rakyat Indonesia Persero Tbk PT	Stock - Sumber Alfaria Trijaya Tbk PT
Stock - Bank Tabungan Negara Persero Tbk PT	Stock - Telkom Indonesia Persero Tbk PT
Stock - Barito Pacific Tbk PT	Stock - Temas Tbk PT
Stock - Bumi Resources Minerals Tbk PT	Stock - Triputra Agro Persada PT
Stock - Bumi Resources Tbk PT	Stock - United Tractors Tbk PT
Stock - Chandra Asri Pacific Tbk PT	Stock - Vale Indonesia Tbk PT
Stock - Charoen Pokphand Indonesia Tbk PT	
Stock - GoTo Gojek Tokopedia Tbk PT	
Stock - Indah Kiat Pulp & Paper Tbk PT	

*Non Affiliates

Investment Manager Commentary

The equity market posted positive performance in December during period of relative quiet. The Fed cut Fed Funds Rate (FFR) by 25bps inline with market expectation to 3.50%-3.75%. Fed Chair Powell indicated that interest rate is on neutral range and further rate cut is subject to economic data. On the domestic front, high frequency economic data showed improvement. Retail sales grew +5.9% YoY in November, the highest since March 2024, and consumer confidence went up to 124.0, the highest since February 2025. Bank Indonesia maintained BI Rate at 4.75% inline with expectation. BI showed balance posture, emphasizing Rupiah stability while open to the possibility of further rate cut. Foreign investors posted net inflow of USD732 million to Indonesia equities in the month. Portfolio allocations in energy contributed positive attributions, meanwhile allocations in communication contributed negative attributions to performance. Looking ahead, domestic growth is expected to improve in 2026 due to accommodative fiscal and monetary environment. The market will focus on potential acceleration of government spending, sustainability of fiscal position, and geopolitical environment.

Disclaimer: This report is prepared by PT Asuransi Jiwa Manulife Indonesia only for information purposes and not to be used as a sales offering or proposal. Although this report has been prepared meticulously, PT Asuransi Jiwa Manulife Indonesia does not guarantee its accuracy, sufficiency or completeness, and is not responsible for any consequences arising from any actions which are based on the information stated herein. Investments in capital market instruments are subject to various risks which include, but not limited to, market risk, credit risk, interest rate risk, exchange rate risk (particularly in Fund which has allocation in offshore investment instruments in different currencies than the Fund's currency), liquidity risk and other risks which could result in performance volatility. Therefore, the performance of this Fund is not guaranteed, the unit price of each Fund may go up or down and past performance does not necessarily indicative of future performance.

Manulife Indonesia

Established in 1985, PT Asuransi Jiwa Manulife Indonesia (Manulife Indonesia) is part of Manulife Financial Corporation Group, a Canadian financial services group that operates in Asia, Canada and the United States. Manulife Indonesia offers a wide range of financial services, including life insurance, accident and health insurance, investment and pension plans to individual customers and group clients in Indonesia. Through a network of almost 11,000 employees and professional agents spread across more than 30 sales offices, Manulife Indonesia serves around 2 million customers in Indonesia. PT Asuransi Jiwa Manulife Indonesia is licensed and supervised by the Otoritas Jasa Keuangan (OJK). To learn more about Manulife Indonesia, follow us on Facebook, Twitter, Instagram, YouTube, or visit www.manulife.co.id.