

## MANULIFE DANA EKUITAS TEKNOLOGI GLOBAL DOLAR

DEC 2025

### Investment Objective

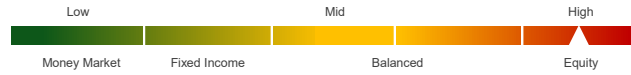
To achieve long term capital growth by investing mainly in equity securities of companies whose predominant economic activity is in the technology sector, onshore and/or offshore, directly and/or through mutual fund(s).

### Fund Information

Inception Date	: 22 Mar 21
Inception Price	: USD 1.0000
Fund Size	: USD 41,007,652.12
Number of unit	: 30,115,630.41
Net Asset Value/Unit <sup>(3)</sup>	: USD 1.3617
Fund Currency	: USD
Type of fund	: Equity
Valuation	: Daily
Custodian Bank	: Citibank N.A.
Annual Management Fee	: 2.50%
Bloomberg Code	: MATGDMU IJ
Fund Manager	: PT Manulife Aset Manajemen Indonesia

### Risk Classification

Risk classification is based on type of fund.



### Allocation

Equity	: 80 - 100 %
Money Market	: 0 - 20 %

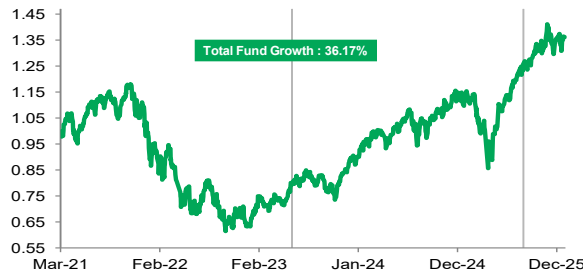
### Portfolio

Equity	: 106.14%
Money Market	: -6.14%

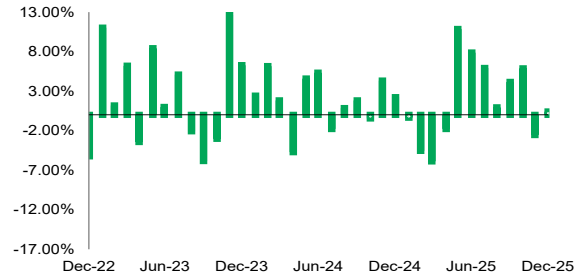
### Note

- 1) Annualized (1 year = 365 days) and using compound method (for products that have been more than one year old since inception).
- 2) The benchmark is MSCI All Country World Information Technology Index.
- 3) The Net Asset Value / Unit has calculated the costs, including fees related to transaction and transaction settlement as well as administration and recording.

### Performance Since Inception



### Monthly Performance Last 3 Years

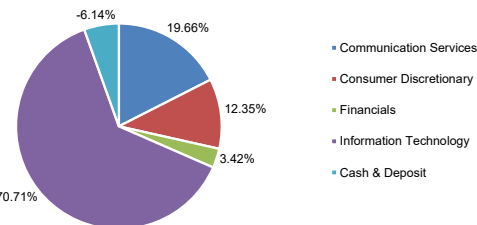


### Fund Performance

	Performance in USD per (30/12/25)								Yearly Performance							
	1 mo	3 mo	6 mo	YTD	1 yr	3 yr <sup>(1)</sup>	5 yr <sup>(1)</sup>	Since Inception <sup>(1)</sup>	2024	2023	2022	2021	2020	2019	2018	2017
MANTEK	0.43%	3.61%	15.39%	21.31%	21.31%	28.90%	n/a	6.67%	24.49%	41.92%	-42.34%	n/a	n/a	n/a	n/a	n/a
BM <sup>(2)</sup>	0.09%	7.00%	30.49%	19.03%	19.03%	25.87%	n/a	13.64%	21.72%	37.71%	-27.82%	n/a	n/a	n/a	n/a	n/a

### Top Holdings\* & Sector Allocation

Stock - Advanced Micro Devices Inc  
 Stock - Alphabet Inc  
 Stock - Amazon.com Inc  
 Stock - Apple Inc  
 Stock - Broadcom Inc  
 Stock - Meta Platforms Inc  
 Stock - Microsoft Corp  
 Stock - NVIDIA Corp  
 Stock - Synopsys Inc  
 Stock - Tencent Holdings Ltd



\*Non Affiliates

### Investment Manager Commentary

Global equities ended 2025 on a positive note. The Fed cut Fed Funds Rate (FFR) by 25bps inline with market expectation to 3.50%-3.75%. Fed Chair Powell indicated that interest rate is on neutral range and further rate cut is subject to economic data. US GDP growth for 3Q-2025 came in stronger than expected at +4.3% driven by strong consumption. Meanwhile US employment data came in softer, with ADP employment change lost -32 thousand jobs in November from +47 thousand the previous month. Asia equities were positive in the month driven by positive view on the technology sector. Samsung Electronics indicated that mass production for new generation AI memory chip will begin in 2026, while Nvidia secured license from the US government to sell AI chip to China with initial shipment in February 2026. China pledged to expand fiscal expenditure in 2026 to support economic growth with targeted measures instead of large-scale stimulus to rein in debt level. Meanwhile China's economic data continue to paint sluggish condition. Industrial production grew at +4.8% YoY lower than expectation of +5.0%, while retail sales also came in at +1.3% YoY, the lowest growth since 2022.

**Disclaimer:** This report is prepared by PT Asuransi Jiwa Manulife Indonesia only for information purposes and not to be used as a sales offering or proposal. Although this report has been prepared meticulously, PT Asuransi Jiwa Manulife Indonesia does not guarantee its accuracy, sufficiency or completeness, and is not responsible for any consequences arising from any actions which are based on the information stated herein. Investments in capital market instruments are subject to various risks which include, but not limited to, market risk, credit risk, interest rate risk, exchange rate risk (particularly in Fund which has allocation in offshore investment instruments in different currencies than the Fund's currency), liquidity risk and other risks which could result in performance volatility. Therefore, the performance of this Fund is not guaranteed, the unit price of each Fund may go up or down and past performance does not necessarily indicative of future performance.

### Manulife Indonesia

Established in 1985, PT Asuransi Jiwa Manulife Indonesia (Manulife Indonesia) is part of Manulife Financial Corporation Group, a Canadian financial services group that operates in Asia, Canada and the United States. Manulife Indonesia offers a wide range of financial services, including life insurance, accident and health insurance, investment and pension plans to individual customers and group clients in Indonesia. Through a network of almost 11,000 employees and professional agents spread across more than 30 sales offices, Manulife Indonesia serves around 2 million customers in Indonesia.

PT Asuransi Jiwa Manulife Indonesia are licensed and supervised by the Otoritas Jasa Keuangan (OJK). To learn more about Manulife Indonesia, follow us on Facebook, Twitter, Instagram, YouTube, or visit [www.manulife.co.id](http://www.manulife.co.id).