

MANULIFE DANA EKUITAS OPTIMA SYARIAH USD

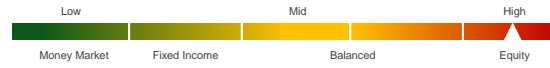
SEP 2024

Investment Objective

To provide selected financial investments in accordance with the Syariah Islam principles on various instruments that have been chosen and approved by the Syariah Supervisory Board to suit the values and teachings of Islam.

Risk Classification

Risk classification is based on type of fund.



Fund Information

Inception Date	: 5 Oct 20
Inception Price	: USD 0.0626
Fund Size	: USD 3,563,998.12
Number of unit	: 47,775,861.66
Net Asset Value/Unit ⁴⁾	: USD 0.0746
Fund Currency	: USD
Type of fund	: Equity
Valuation	: Daily
Custodian Bank	: Bank DBS Indonesia
Annual Management Fee	: 2.50%
Bloomberg Code	: MADEOSU IJ
Fund Manager	: PT Manulife Aset Manajemen Indonesia

Allocation

Equity	: 80 - 100 %
Money Market	: 0 - 20 %

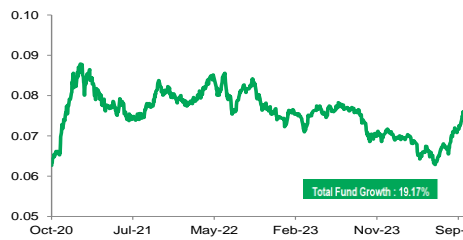
Portfolio

Equity	: 90.20%
Money Market	: 9.80%

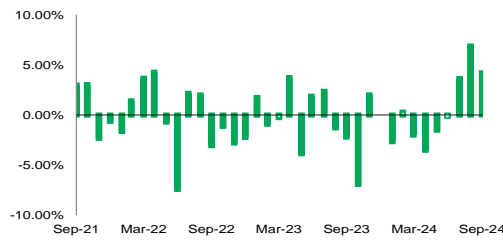
Note

- 1) Annualized (1 year = 365 days) and using compound method (for products that have been more than one year old since inception).
- 2) The benchmark is 80% Indeks Stock Syariah Indonesia + 20% net after tax of average 3-month mudharabah deposit's revenue sharing in USD terms.
- 3) Based on GICS (Global Industrials Classification Standard).
- 4) The Net Asset Value / Unit has calculated the costs, including fees related to transaction and transaction settlement as well as administration and recording.

Performance Since Inception



Monthly Performance Last 3 Years



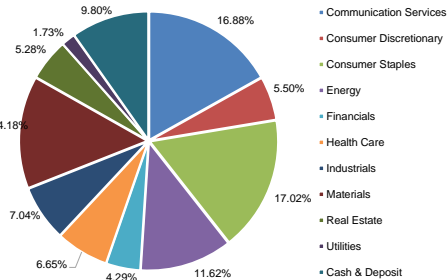
Fund Performance

	Performance in USD per (30/09/24)								Yearly Performance							
	1 mo	3 mo	6 mo	YTD	1 yr	3 yr ¹⁾	5 yr ¹⁾	Since Inception ¹⁾	2023	2022	2021	2020	2019	2018	2017	2016
MDEOS USD	4.22%	15.44%	9.54%	4.77%	-0.54%	-1.89%	n/a	4.49%	-4.17%	-6.96%	-3.89%	n/a	n/a	n/a	n/a	n/a
BM ²⁾	2.32%	13.23%	10.46%	6.57%	5.40%	4.63%	n/a	8.73%	-1.12%	4.91%	4.05%	n/a	n/a	n/a	n/a	n/a

Top Holdings* & Sector Allocation³⁾

Stock - Adaro Energy Indonesia Tbk PT	Stock - Midit Utama Indonesia Tbk PT
Stock - AKR Corporindo Tbk PT	Stock - Mitra Adiperkasa Tbk PT
Stock - Aneka Tambang Tbk	Stock - Mitra Keluarga Karyasehat Tbk PT
Stock - Astra International Tbk PT	Stock - Pabrik Kertas Tjiwi Kimia Tbk PT
Stock - Bank Syariah Indonesia Tbk PT	Stock - Pakuwon Jati Tbk PT
Stock - Barito Pacific Tbk PT	Stock - Siloam International Hospitals Tbk PT
Stock - Blue Bird Tbk PT	Stock - Telkom Indonesia Persero Tbk PT
Stock - Chandra Asri Pacific Tbk PT	Stock - United Tractors Tbk PT
Stock - Charoen Pokphand Indonesia Tbk PT	Stock - Vale Indonesia Tbk PT
Stock - Ciputra Development Tbk PT	Stock - XL Axiata Tbk PT
Stock - Cisarua Mountain Dairy PT TBK	
Stock - Dayamitra Telekomunikasi PT	
Stock - GoTo Gojek Tokopedia Tbk PT	
Stock - Indah Kiat Pulp & Paper Tbk PT	
Stock - Indo Tambangraya Megah Tbk PT	
Stock - Indofood CBP Sukses Makmur Tbk PT	
Stock - Indofood Sukses Makmur Tbk PT	
Stock - Indosat Tbk PT	
Stock - Industri Jamu Dan Farmasi Sido Muncul Tbk PT	
Stock - Kalbe Farma Tbk PT	
Stock - Mayora Indah Tbk PT	
Stock - Medikaloka Hermina Tbk PT	
Stock - Merdeka Copper Gold Tbk PT	

*Non Affiliates



Investment Manager Commentary

Equity market was volatile in September, in which the market was relatively positive up to mid-September following rate cut from The Fed and Bank Indonesia. The Fed cut benchmark interest rate by 50bps, an aggressive start to its first easing in four years. This marks the beginning of long rate cycle, with Fed's dot plot indicates further cut of another 50bp cuts by YE24, 100bp cuts by YE25 and 50bp in 2026. Bank Indonesia also surprised by cutting BI Rate 25bps as the Central Bank sees strong IDR and anticipates Fed cut. However, the market turned weaker in the last week of September as China announced fresh stimulus that led to strong foreign inflow to Chinese equities, while reducing holding in other EM markets, including Indonesia. Portfolio allocations in materials contributed positive attributions, meanwhile allocations in IT contributed negative attributions to performance.

Disclaimer: This report is prepared by PT Asuransi Jiwa Manulife Indonesia only for information purposes and not to be used as a sales offering or proposal. Although this report has been prepared meticulously, PT Asuransi Jiwa Manulife Indonesia does not guarantee its accuracy, sufficiency or completeness, and is not responsible for any consequences arising from any actions which are based on the information stated herein. Investments in capital market instruments are subject to various risks which include, but not limited to, market risk, credit risk, interest rate risk, exchange rate risk (particularly in Fund which has allocation in offshore investment instruments in different currencies than the Fund's currency), liquidity risk and other risks which could result in performance volatility. Therefore, the performance of this Fund is not guaranteed, the unit price of each Fund may go up or down and past performance does not necessarily indicate of future performance.

Manulife Indonesia

Established in 1985, PT Asuransi Jiwa Manulife Indonesia (Manulife Indonesia) is part of Manulife Financial Corporation Group, a Canadian financial services group that operates in Asia, Canada and the United States. Manulife Indonesia offers a wide range of financial services, including life insurance, accident and health insurance, investment and pension plans to individual customers and group clients in Indonesia. Through a network of almost 11,000 employees and professional agents spread across more than 30 sales offices, Manulife Indonesia serves around 2 million customers in Indonesia. PT Asuransi Jiwa Manulife Indonesia are licensed and supervised by the Otoritas Jasa Keuangan (OJK). To learn more about Manulife Indonesia, follow us on Facebook, Twitter, Instagram, YouTube, or visit www.manulife.co.id.