

## MANULIFE DANA PASAR UANG SYARIAH

OCT 2024

### Investment Objective

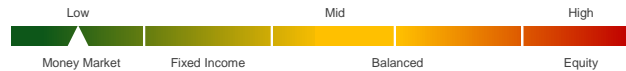
To achieve a high current income while ensuring capital preservation, maintaining a high degree of liquidity and minimizing investment risk through financial investments that is in accordance with the Syariah Islam principles on various instruments that have been chosen and approved by the Syariah Board to suit the values and teachings of Islam.

### Fund Information

Inception Date	: 15 Jun 09
Inception Price	: IDR 1,000.00
Fund Size	: Rp 14.93 bn
Number of unit	: 9,975,413.53
Net Asset Value/Unit <sup>3)</sup>	: IDR 1,496.77
Fund Currency	: IDR
Type of fund	: Money Market
Valuation	: Daily
Custodian Bank	: Bank DBS Indonesia
Annual Management Fee	: 1.25%
Bloomberg Code	: MLLDPUS IJ
Fund Manager	: PT Asuransi Jiwa Manulife Indonesia

### Risk Classification

Risk classification is based on type of fund.



### Allocation

Money Market	: 100%
--------------	--------

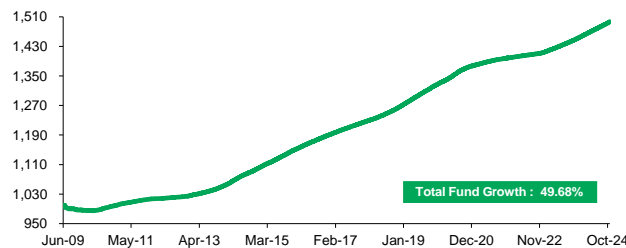
### Portfolio

Cash & Deposit	: 100.00%
----------------	-----------

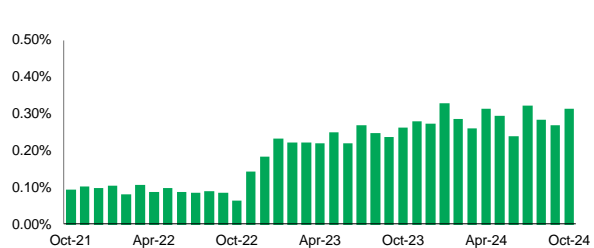
### Note

- 1) Annualized (1 year = 365 days) and using compound method (for products that have been more than one year old since inception).
- 2) The Benchmark is net after tax of average 3-month mudharabah deposit's revenue sharing.
- 3) The Net Asset Value / Unit has calculated the costs, including fees related to transaction and transaction settlement as well as administration and recording.

### Performance Since Inception



### Monthly Performance Last 3 Years

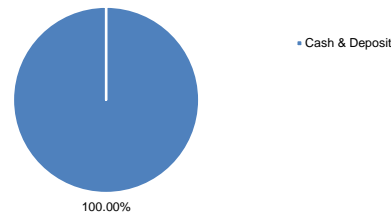


### Fund Performance

Performance in IDR per (31/10/24)									Yearly Performance								
	1 mo	3 mo	6 mo	YTD	1 yr	3 yr <sup>1)</sup>	5 yr <sup>1)</sup>	Since Inception <sup>1)</sup>		2023	2022	2021	2020	2019	2018	2017	2016
MDPUS	0.31%	0.84%	1.68%	2.86%	3.41%	2.33%	2.54%	2.66%	MDPUS	2.86%	1.12%	1.53%	3.74%	4.55%	3.48%	2.91%	3.57%
BM <sup>2)</sup>	0.16%	0.48%	0.97%	1.61%	1.95%	2.18%	2.50%	3.25%	BM <sup>2)</sup>	2.32%	2.17%	2.68%	3.16%	3.46%	3.47%	2.92%	3.40%

### Top Holdings\* & Sector Allocation

Time Deposit - Bank Aladin Syariah  
 Time Deposit - Bank BCA Syariah  
 Time Deposit - Bank BTN Syariah  
 Time Deposit - Bank BTPN Syariah  
 Time Deposit - Bank CIMB Niaga Syariah  
 Time Deposit - Bank Maybank Indonesia-Syariah  
 Time Deposit - Bank Panin Dubai Syariah  
 Time Deposit - Bank Permata Syariah  
 Time Deposit - Bank Syariah Indonesia



\*Non Affiliates

### Investment Manager Commentary

Global financial markets were volatile in October as the market awaits US election and The Fed's monetary policy decision in November. Possibility of Trump re-elected weighed on the market, as Trump's America-centric policies are seen as detrimental for the global economy. As result, USD appreciated in the month, which put pressure on Rupiah that depreciated -3.7% in October. With some of the US economic data recorded better-than-expected readings so far, the 10Y US Treasury yields reversed upward, increasing from 3.78% to 4.28% (+50bps) by the end of October. Indonesia GDP growth was down to 4.95% in 3Q-2024 from 5.05% the previous quarter. Private consumption growth was stable at 5.1% YoY, while contribution from net exports reversed to -0.1 ppts in 3Q from a 0.2 ppts gain in the previous quarter. Five months of deflation ended in October, with monthly inflation came in at 0.08% MoM. Bank Indonesia held rates steady at 6.00% given benign inflation.

**Disclaimer:** This report is prepared by PT Asuransi Jiwa Manulife Indonesia only for information purposes and not to be used as a sales offering or proposal. Although this report has been prepared meticulously, PT Asuransi Jiwa Manulife Indonesia does not guarantee its accuracy, sufficiency or completeness, and is not responsible for any consequences arising from any actions which are based on the information stated herein. Investments in capital market instruments are subject to various risks which include, but not limited to, market risk, credit risk, interest rate risk, exchange rate risk (particularly in Fund which has allocation in offshore investment instruments in different currencies than the Fund's currency), liquidity risk and other risks which could result in performance volatility. Therefore, the performance of this Fund is not guaranteed, the unit price of each Fund may go up or down and past performance does not necessarily indicative of future performance.

### Manulife Indonesia

Established in 2015, PT Asuransi Jiwa Manulife Indonesia (Manulife Indonesia) is part of Manulife Financial Corporation Group, a Canadian financial services group that operates in Asia, Canada and the United States. Manulife Indonesia offers a wide range of financial services, including life insurance, accident and health insurance, investment and pension plans to individual customers and group clients in Indonesia. Through a network of almost 11,000 employees and professional agents spread across more than 30 sales offices, Manulife Indonesia serves around 2 million customers in Indonesia.

PT Asuransi Jiwa Manulife Indonesia are licensed and supervised by the Otoritas Jasa Keuangan (OJK). To learn more about Manulife Indonesia, follow us on Facebook, Twitter, Instagram, YouTube, or visit [www.manulife.co.id](http://www.manulife.co.id).