

MANULIFE DANA EKUITAS OPTIMA SYARIAH USD

OCT 2024

Investment Objective

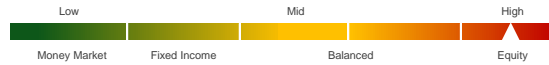
To provide selected financial investments in accordance with the Syariah Islam principles on various instruments that have been chosen and approved by the Syariah Supervisory Board to suit the values and teachings of Islam.

Fund Information

| | |
|------------------------------------|--|
| Inception Date | : 5 Oct 20 |
| Inception Price | : USD 0.0626 |
| Fund Size | : USD 3,409,422.02 |
| Number of unit | : 48,029,097.64 |
| Net Asset Value/Unit ⁴⁾ | : USD 0.0710 |
| Fund Currency | : USD |
| Type of fund | : Equity |
| Valuation | : Daily |
| Custodian Bank | : Bank DBS Indonesia |
| Annual Management Fee | : 2.50% |
| Bloomberg Code | : MADEOSU IJ |
| Fund Manager | : PT Manulife Aset Manajemen Indonesia |

Risk Classification

Risk classification is based on type of fund.



Allocation

| | |
|--------------|--------------|
| Equity | : 80 - 100 % |
| Money Market | : 0 - 20 % |

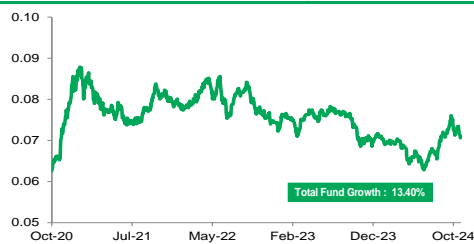
Portfolio

| | |
|--------------|----------|
| Equity | : 88.22% |
| Money Market | : 11.78% |

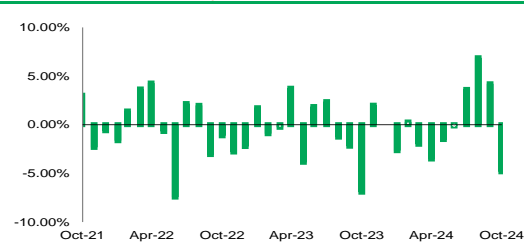
Note

- 1) Annualized (1 year = 365 days) and using compound method (for products that have been more than one year old since inception).
- 2) The benchmark is 80% Indeks Stock Syariah Indonesia + 20% net after tax of average 3-month mudharabah deposit's revenue sharing in USD terms.
- 3) Based on GICS (Global Industrials Classification Standard).
- 4) The Net Asset Value / Unit has calculated the costs, including fees related to transaction and transaction settlement as well as administration and recording.

Performance Since Inception



Monthly Performance Last 3 Years



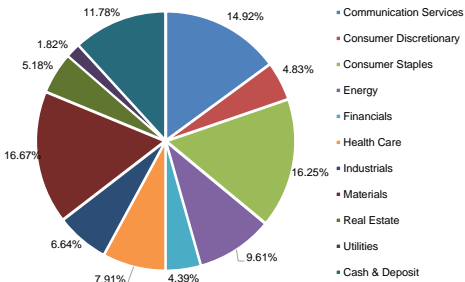
Fund Performance

| Performance in USD per (31/10/24) | | | | | | | | | Yearly Performance | | | | | | | | |
|-----------------------------------|--------|-------|--------|--------|--------|--------------------|--------------------|-------------------------------|--------------------|--------|--------|--------|------|------|------|------|------|
| | 1 mo | 3 mo | 6 mo | YTD | 1 yr | 3 yr ¹⁾ | 5 yr ¹⁾ | Since inception ¹⁾ | | 2023 | 2022 | 2021 | 2020 | 2019 | 2018 | 2017 | 2016 |
| MDEOS USD | -4.84% | 6.01% | 8.05% | -0.30% | 1.70% | -4.45% | n/a | 3.13% | MDEOS USD | -4.17% | -6.96% | -3.89% | n/a | n/a | n/a | n/a | n/a |
| BM ²⁾ | -1.27% | 7.76% | 10.51% | 5.22% | 10.53% | 3.37% | n/a | 8.20% | BM ²⁾ | -1.12% | 4.91% | 4.05% | n/a | n/a | n/a | n/a | n/a |

Top Holdings* & Sector Allocation³⁾

| | |
|---|---|
| Stock - Adaro Energy Indonesia Tbk PT | Stock - Midi Utama Indonesia Tbk PT |
| Stock - Amman Mineral Internasional PT | Stock - Mitra Adiperkasa Tbk PT |
| Stock - Aneka Tambang Tbk | Stock - Mitra Keluarga Karyasehat Tbk PT |
| Stock - Astra International Tbk PT | Stock - Pabrik Kertas Tjiwi Kimia Tbk PT |
| Stock - Bank Syariah Indonesia Tbk PT | Stock - Pakuwon Jati Tbk PT |
| Stock - Barito Pacific Tbk PT | Stock - Perusahaan Gas Negara Tbk PT |
| Stock - Blue Bird Tbk PT | Stock - Siloam International Hospitals Tbk PT |
| Stock - Chandra Asri Pacific Tbk PT | Stock - Summarecon Agung Tbk PT |
| Stock - Charoen Pokphand Indonesia Tbk PT | Stock - Telkom Indonesia Persero Tbk PT |
| Stock - Cikarang Litrindo Tbk PT | Stock - United Tractors Tbk PT |
| Stock - Ciputra Development Tbk PT | Stock - Vale Indonesia Tbk PT |
| Stock - Cisarua Mountain Dairy PT TBK | Stock - XL Axiata Tbk PT |
| Stock - Dayamitra Telekomunikasi PT | |
| Stock - GoTo Gojek Tokopedia Tbk PT | |
| Stock - Indah Kiat Pulp & Paper Tbk PT | |
| Stock - Indo Tambangraya Megah Tbk PT | |
| Stock - Indofood CBP Sukses Makmur Tbk PT | |
| Stock - Indofood Sukses Makmur Tbk PT | |
| Stock - Indosat Tbk PT | |
| Stock - Kalbe Farma Tbk PT | |
| Stock - Mayora Indah Tbk PT | |
| Stock - Medikaloka Hermina Tbk PT | |
| Stock - Merdeka Copper Gold Tbk PT | |

*Non Affiliates



Investment Manager Commentary

The equity market was volatile in October as the market awaits US election and The Fed's monetary policy decision in November. Possibility of Trump re-elected weighed on the market, as Trump's America-centric policies are seen as detrimental for the global economy. As result, USD appreciated in the month, which put pressure on Rupiah that depreciated -3.7% in October. Foreign investors posted net sell USD713 million in Indonesia equities in the month. GDP growth was down to 4.98% in 3Q-2024 from 5.05% the previous quarter. Private consumption growth was stable at 5.1% YoY, while contribution from net exports reversed to -0.1 pts in 3Q from a 0.2 pts gain in the previous quarter. Five months of deflation ended in October, with monthly inflation came in at 0.08% MoM. Portfolio allocations in industrial contributed positive attributions, meanwhile allocations in material contributed negative attributions to performance.

Disclaimer: This report is prepared by PT Asuransi Jiwa Manulife Indonesia only for information purposes and not to be used as a sales offering or proposal. Although this report has been prepared meticulously, PT Asuransi Jiwa Manulife Indonesia does not guarantee its accuracy, sufficiency or completeness, and is not responsible for any consequences arising from any actions which are based on the information stated herein. Investments in capital market instruments are subject to various risks which include, but not limited to, market risk, credit risk, interest rate risk, exchange rate risk (particularly in Fund which has allocation in offshore investment instruments in different currencies than the Fund's currency), liquidity risk and other risks which could result in performance volatility. Therefore, the performance of this Fund is not guaranteed, the unit price of each Fund may go up or down and past performance does not necessarily indicative of future performance.

Manulife Indonesia

Established in 1985, PT Asuransi Jiwa Manulife Indonesia (Manulife Indonesia) is part of Manulife Financial Corporation Group, a Canadian financial services group that operates in Asia, Canada and the United States. Manulife Indonesia offers a wide range of financial services, including life insurance, accident and health insurance, investment and pension plans to individual customers and group clients in Indonesia. Through a network of almost 11,000 employees and professional agents spread across more than 30 sales offices, Manulife Indonesia serves around 2 million customers in Indonesia. PT Asuransi Jiwa Manulife Indonesia are licensed and supervised by the Otoritas Jasa Keuangan (OJK). To learn more about Manulife Indonesia, follow us on Facebook, Twitter, Instagram, YouTube, or visit www.manulife.co.id.