

MANULIFE DANA EKUITAS OPTIMA SYARIAH

OCT 2024

Investment Objective

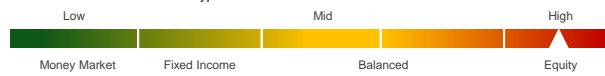
To provide selected financial investments in accordance with the Syariah Islam principles on various instruments that have been chosen and approved by the Syariah Supervisory Board to suit the values and teachings of Islam.

Fund Information

Inception Date	: 13 Jan 14
Inception Price	: IDR 1,000.00
Fund Size	: Rp 186.17 bn
Number of unit	: 163,378,136.76
Net Asset Value/Unit ⁴⁾	: IDR 1,139.52
Fund Currency	: IDR
Type of fund	: Equity
Valuation	: Daily
Custodian Bank	: Bank DBS Indonesia
Annual Management Fee	: 2.50%
Bloomberg Code	: MANDEOS IJ
Fund Manager	: PT Manulife Aset Manajemen Indonesia

Risk Classification

Risk classification is based on type of fund.



Allocation

Equity	: 80 - 100 %
Money Market	: 0 - 20 %

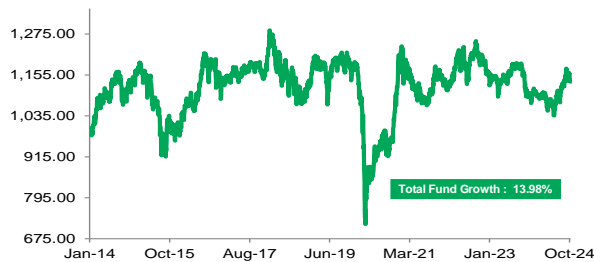
Portfolio

Equity	: 88.94%
Money Market	: 11.06%

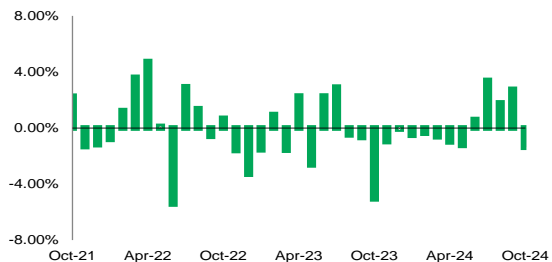
Note

- 1) Annualized (1 year = 365 days) and using compound method (for products that have been more than one year old since inception).
- 2) The benchmark is 80% Indeks Stock Syariah Indonesia + 20% net after tax of average 3-month mudharabah deposit's revenue sharing.
- 3) Based on GICS (Global Industrials Classification Standard).
- 4) The Net Asset Value / Unit has calculated the costs, including fees related to transaction and transaction settlement as well as administration and recording.

Performance Since Inception



Monthly Performance Last 3 Years



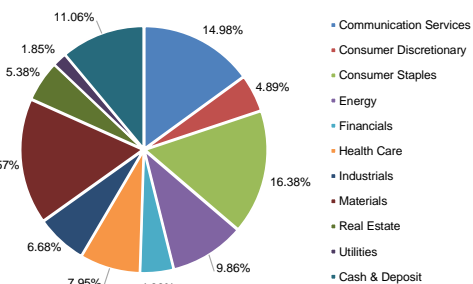
Fund Performance

Performance in IDR per (31/10/24)									Yearly Performance							
	1 mo	3 mo	6 mo	YTD	1 yr	3 yr ¹⁾	5 yr ¹⁾	Since Inception ¹⁾	2023	2022	2021	2020	2019	2018	2017	2016
MDEOS	-1.36%	3.17%	6.00%	3.38%	2.31%	-0.49%	-0.97%	1.22%	-4.74%	2.59%	-2.82%	-2.14%	4.60%	-4.47%	4.11%	12.76%
BM ²⁾	1.51%	4.77%	7.62%	7.21%	9.57%	6.48%	3.90%	4.23%	-1.39%	12.59%	5.88%	-3.29%	2.44%	-1.62%	8.95%	15.53%

Top Holdings* & Sector Allocation³⁾

Time Deposit - Bank CIMB Niaga Syariah	Stock - Indosat Tbk PT
Time Deposit - Bank Parin Dubai Syariah	Stock - Kalbe Farma Tbk PT
Stock - Adaro Energy Indonesia Tbk PT	Stock - Mayora Indah Tbk PT
Stock - Amman Mineral Internasional PT	Stock - Medikaloka Hermina Tbk PT
Stock - Aneka Tambang Tbk	Stock - Midi Utama Indonesia Tbk PT
Stock - Astra International Tbk PT	Stock - Mitra Adiperkasa Tbk PT
Stock - Bank Syariah Indonesia Tbk PT	Stock - Pakuwon Jati Tbk PT
Stock - Barito Pacific Tbk PT	Stock - Siloam International Hospitals Tbk PT
Stock - Chandra Asri Pacific Tbk PT	Stock - Telkom Indonesia Persero Tbk PT
Stock - Ciputra Development Tbk PT	Stock - United Tractors Tbk PT
Stock - Cisarua Mountain Dairy PT TBK	Stock - Vale Indonesia Tbk PT
Stock - Dayamitra Telekomunikasi PT	Stock - XL Axiata Tbk PT
Stock - GoTo Gojek Tokopedia Tbk PT	
Stock - Indofood CBP Sukses Makmur Tbk PT	
Stock - Indofood Sukses Makmur Tbk PT	

*Non Affiliates



Investment Manager Commentary

The equity market was volatile in October as the market awaits US election and The Fed's monetary policy decision in November. Possibility of Trump re-elected weighed on the market, as Trump's America-centric policies are seen as detrimental for the global economy. As result, USD appreciated in the month, which put pressure on Rupiah that depreciated -3.7% in October. Foreign investors posted net sell USD718 million in Indonesia equities in the month. GDP growth was down to 4.95% in 3Q-2024 from 5.05% the previous quarter. Private consumption growth was stable at 5.1% YoY, while contribution from net exports reversed to -0.1 ppts in 3Q from a 0.2 ppts gain in the previous quarter. Five months of deflation ended in October, with monthly inflation came in at 0.08% MoM. Portfolio allocations in industrial contributed positive attributions, meanwhile allocations in material contributed negative attributions to performance.

Disclaimer: This report is prepared by PT Asuransi Jiwa Manulife Indonesia only for information purposes and not to be used as a sales offering or proposal. Although this report has been prepared meticulously, PT Asuransi Jiwa Manulife Indonesia does not guarantee its accuracy, sufficiency or completeness, and is not responsible for any consequences arising from any actions which are based on the information stated herein. Investments in capital market instruments are subject to various risks which include, but not limited to, market risk, credit risk, interest rate risk, exchange rate risk (particularly in Fund which has allocation in offshore investment instruments in different currencies than the Fund's currency), liquidity risk and other risks which could result in performance volatility. Therefore, the performance of this Fund is not guaranteed, the unit price of each Fund may go up or down and past performance does not necessarily indicative of future performance.

Manulife Indonesia

Established in 1985, PT Asuransi Jiwa Manulife Indonesia (Manulife Indonesia) is part of Manulife Financial Corporation Group, a Canadian financial services group that operates in Asia, Canada and the United States. Manulife Indonesia offers a wide range of financial services, including life insurance, accident and health insurance, investment and pension plans to individual customers and group clients in Indonesia. Through a network of almost 11,000 employees and professional agents spread across more than 30 sales offices, Manulife Indonesia serves around 2 million customers in Indonesia.

PT Asuransi Jiwa Manulife Indonesia are licensed and supervised by the Otoritas Jasa Keuangan (OJK). To learn more about Manulife Indonesia, follow us on Facebook, Twitter, Instagram, YouTube, or visit www.manulife.co.id.