

MANULIFE DANA EKUITAS INDONESIA CHINA - USD

JUN 2024

Investment Objective

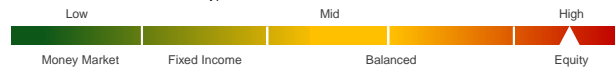
To generate capital appreciation by investing in medium to long term in Indonesian equities and/or companies listed on the Hong Kong stock exchange (including China H-shares and red chip companies) that derive majority of their revenue from China.

Fund Information

Inception Date	: 12 May 10
Inception Price	: USD 0.1141
Fund Size	: USD 10,683,380.94
Number of unit	: 98,365,322.50
Net Asset Value/Unit ⁽¹⁾	: USD 0.1086
Fund Currency	: USD
Type of fund	: Equity
Valuation	: Daily
Custodian Bank	: Standard Chartered Bank
Annual Management Fee	: 2.50%
Bloomberg Code	: MLLDECU IJ
Fund Manager	: PT Manulife Aset Manajemen Indonesia

Risk Classification

Risk classification is based on type of fund.



Allocation

Equity	: 80 - 100 %
Money Market	: 0 - 20 %

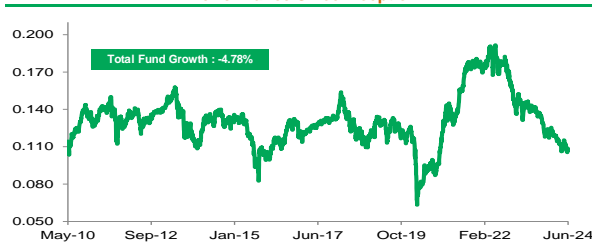
Portfolio

Indonesian Equity	: 82.71%
China Equity	: 14.57%
Money Market	: 2.73%

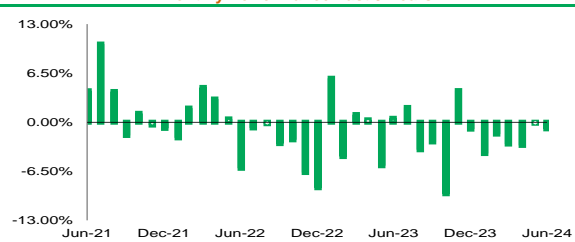
Note

- 1) Annualized (1 year = 365 days) and using compound method (for products that have been more than one year old since inception).
- 2) The benchmark is 85% JCI + 15% Hang Seng Mainland 25 Index in USD terms.
- 3) Based on GICS (Global Industrials Classification Standard).
- 4) The Net Asset Value / Unit has calculated the costs, including fees related to transaction and transaction settlement as well as administration and recording.

Performance Since Inception



Monthly Performance Last 3 Years



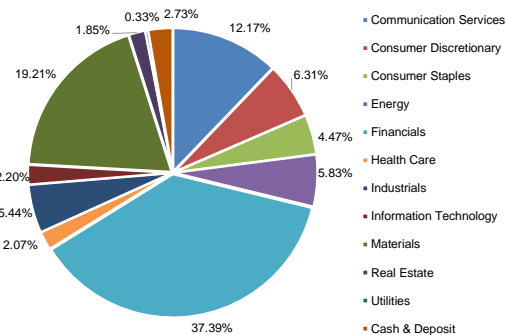
Fund Performance

Performance in USD per (28/06/24)									Yearly Performance								
	1 mo	3 mo	6 mo	YTD	1 yr	3 yr ¹⁾	5 yr ¹⁾	Since Inception ¹⁾		2023	2022	2021	2020	2019	2018	2017	2016
MDEIC (in USD)	-0.87%	-4.04%	-12.08%	-12.08%	-21.39%	-11.24%	-3.46%	-0.35%	MDEIC (in USD)	-13.28%	-18.70%	38.05%	2.94%	3.43%	-14.00%	15.40%	13.84%
BM ²⁾	0.78%	-3.41%	-5.18%	-5.18%	-1.87%	-0.03%	-1.36%	1.87%	BM ²⁾	4.10%	-5.48%	4.51%	-5.26%	7.47%	-9.77%	21.71%	15.29%

Top Holdings* & Sector Allocation⁽³⁾

Time Deposit - Bank BTN	Stock - Hillcon Tbk PT
Stock - Adaro Energy Indonesia Tbk PT	Stock - Impack Pratama Industri Tbk PT
Stock - Adaro Minerals Indonesia Tbk PT	Stock - Indosat Tbk PT
Stock - Astra International Tbk PT	Stock - Intiland Development Tbk PT
Stock - Bank Aladin Syariah Tbk PT	Stock - M Cash Integrasi PT
Stock - Bank Central Asia Tbk PT	Stock - Merdeka Battery Materials Tbk PT
Stock - Bank Jago Tbk PT	Stock - Merdeka Copper Gold Tbk PT
Stock - Bank Mandiri Persero Tbk PT	Stock - Panin Financial Tbk PT
Stock - Bank Negara Indonesia Persero Tbk PT	Stock - Telkom Indonesia Persero Tbk PT
Stock - Bank of China Ltd	Stock - Tencent Holdings Ltd
Stock - Bank of Communications Co Ltd	Stock - Transcoal Pacific Tbk PT
Stock - Bank Pan Indonesia Tbk PT	Stock - Triputra Agro Persada PT
Stock - Bank Rakyat Indonesia Persero Tbk PT	Stock - Xiaomi Corp
Stock - Bundamedik Tbk PT	
Stock - BYD Co Ltd	
Stock - Chandra Asri Pacific Tbk PT	
Stock - China Construction Bank Corp	
Stock - GoTo Gojek Tokopedia Tbk PT	
Stock - Harum Energy Tbk PT	

*Non Affiliates



Investment Manager Commentary

Indonesia equity was positive in June despite of volatile global and domestic markets environment. Latest projection from The Fed in June indicate cautious stance and median forecast of only one rate cut this year. Meanwhile US economic data showed signs of moderation with inflation came lower and labor data softer that drove market optimism of more aggressive rate cut from The Fed. In the domestic market, Rupiah depreciation was the key focus amid seasonally high domestic demand for USD and uncertainty on Indonesia's fiscal outlook due to pro-growth program from President-elect Prabowo. Bank Indonesia maintains benchmark rate at 6.25% despite of weaker Rupiah, and stated monetary operation as key tool to stabilize Rupiah, while rate hike is seen as last resort. Meanwhile, Chinese equities were volatile in the month due to China's softer than expected economic data. Portfolio allocations in materials sector contributed positive attributions, meanwhile allocations in utilities contributed negative attributions to performance.

Disclaimer: This report is prepared by PT Asuransi Jiwa Manulife Indonesia only for information purposes and not to be used as a sales offering or proposal. Although this report has been prepared meticulously, PT Asuransi Jiwa Manulife Indonesia does not guarantee its accuracy, sufficiency or completeness, and is not responsible for any consequences arising from any actions which are based on the information stated herein. Investments in capital market instruments are subject to various risks which include, but not limited to, market risk, credit risk, interest rate risk, exchange rate risk (particularly in Fund which has allocation in offshore investment instruments in different currencies than the Fund's currency), liquidity risk and other risks which could result in performance volatility. Therefore, the performance of this Fund is not guaranteed, the unit price of each Fund may go up or down and past performance does not necessarily indicative of future performance.

Manulife Indonesia

Established in 1985, PT Asuransi Jiwa Manulife Indonesia (Manulife Indonesia) is part of Manulife Financial Corporation Group, a Canadian financial services group that operates in Asia, Canada and the United States. Manulife Indonesia offers a wide range of financial services, including life insurance, accident and health insurance, investment and pension plans to individual customers and group clients in Indonesia. Through a network of almost 11,000 employees and professional agents spread across more than 30 sales offices, Manulife Indonesia serves around 2 million customers in Indonesia.

PT Asuransi Jiwa Manulife Indonesia are licensed and supervised by the Otoritas Jasa Keuangan (OJK). To learn more about Manulife Indonesia, follow us on Facebook, Twitter, Instagram, YouTube, or visit www.manulife.co.id.