

MANULIFE PENDAPATAN TETAP DOLLAR

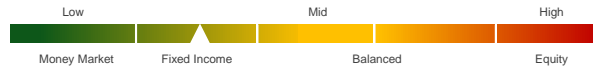
DEC 2024

Investment Objective

To provide a steady stream of income and currency diversification mainly through US Dollar fixed income instruments.

Risk Classification

Risk classification is based on type of fund.



Fund Information

Inception Date	: 8 Jun 04
Inception Price	: USD 1.0000
Fund Size	: USD 20,122,654.49
Number of unit	: 13,838,249.41
Net Asset Value/Unit ³⁾	: USD 1.4541
Fund Currency	: USD
Type of fund	: Fixed Income
Valuation	: Daily
Custodian Bank	: Standard Chartered Bank
Annual Management Fee	: 2.00%
Bloomberg Code	: MANLID0 IJ
Fund Manager	: PT Manulife Aset Manajemen Indonesia

Allocation

Bond	: 80 - 100 %
Money Market	: 0 - 20 %

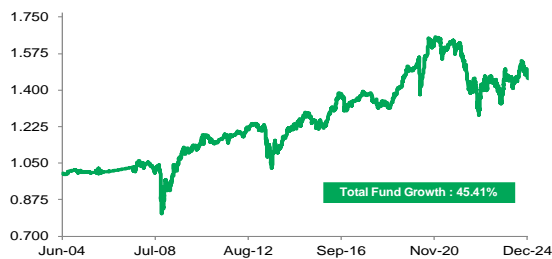
Portfolio

Government Bond	: 92.35%
Money Market	: 7.65%

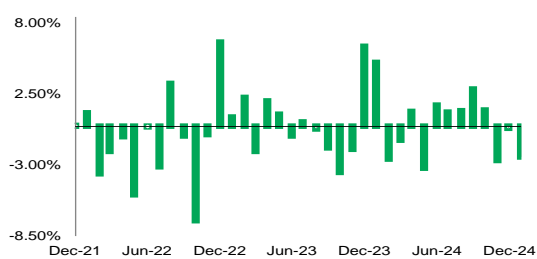
Note

- 1) Annualized (1 year = 365 days) and using compound method (for products that have been more than one year old since inception).
- 2) The benchmark is Bloomberg Barclays EM I01378US Index.
- 3) The Net Asset Value / Unit has calculated the costs, including fees related to transaction and transaction settlement as well as administration and recording.

Performance Since Inception



Monthly Performance Last 3 Years



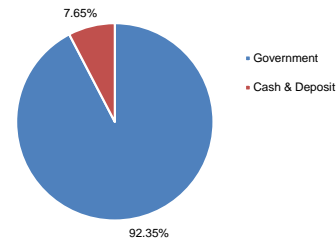
Fund Performance

Performance in USD per (30/12/24)									Yearly Performance								
	1 mo	3 mo	6 mo	YTD	1 yr	3 yr ¹⁾	5 yr ¹⁾	Since Inception ¹⁾		2023	2022	2021	2020	2019	2018	2017	2016
MPTD	-2.40%	-5.18%	-0.03%	-3.07%	-3.07%	-3.60%	-0.73%	1.84%	MPTD	6.34%	-13.11%	-1.59%	9.35%	12.43%	-2.99%	5.73%	6.16%
BM ²⁾	-2.04%	-4.67%	1.46%	-0.62%	-0.62%	-2.31%	0.96%	2.42%	BM ²⁾	8.28%	-13.36%	0.79%	11.61%	14.69%	-0.92%	8.42%	8.96%

Top Holdings* & Sector Allocation

Eurobonds Indonesia 2028	Eurobonds Indonesia 2046
Eurobonds Indonesia 2029	Eurobonds Indonesia 2047
Eurobonds Indonesia 2029-2	Eurobonds Indonesia 2048
Eurobonds Indonesia 2030	Eurobonds Indonesia 2050-2
Eurobonds Indonesia 2030-2	Eurobonds Indonesia 2051
Eurobonds Indonesia 2031	Eurobonds Indonesia 2052-2
Eurobonds Indonesia 2031-2	Eurobonds Indonesia 2053
Eurobonds Indonesia 2031-2	Eurobonds Indonesia 2028-3
Eurobonds Indonesia 2032	Eurobonds Indonesia 2029
Eurobonds Indonesia 2032-2	Eurobonds Indonesia 2033-2
Eurobonds Indonesia 2032-3	Eurobonds Indonesia 2034
Eurobonds Indonesia 2033	Eurobonds Indonesia 2034
Eurobonds Indonesia 2035	Eurobonds Indonesia 2054
Eurobonds Indonesia 2037	Eurobonds Indonesia 2054
Eurobonds Indonesia 2038	Eurobonds Indonesia 2054
Eurobonds Indonesia 2042	
Eurobonds Indonesia 2043	
Eurobonds Indonesia 2044	

*Non Affiliates



Investment Manager Commentary

Bond market was again under pressure in December amid stronger USD and lower expectation of Fed rate cut in 2025. The Fed's latest projection indicate a more gradual approach of rate cut with only 50bps cut for 2024, lower than 100bps in the previous forecast. Yield of 10Y bonds rose from 6.85% to 7.01%, inline with the 10Y UST yields movement which jumped 36bps from 4.17% to 4.53%. VAT rates increase plan was ultimately cancelled by the Finance Minister ahead of New Year's eve. Meanwhile the IDR38 trillion stimulus to cushion the impact of VAT hike remain in place for 2025, a positive factor to further support purchasing power. Bank Indonesia maintained BI Rate unchanged at 6% citing pressure on IDR amid stronger USD environment. BI emphasized policy focus it strengthen Rupiah stability. Domestic inflation came in at 1.57% YoY for 2024, a record low level. Yields rose across the tenor, with the 2-year bond rose the highest of 39bps.

Disclaimer: This report is prepared by PT Asuransi Jiwa Manulife Indonesia only for information purposes and not to be used as a sales offering or proposal. Although this report has been prepared meticulously, PT Asuransi Jiwa Manulife Indonesia does not guarantee its accuracy, sufficiency or completeness, and is not responsible for any consequences arising from any actions which are based on the information stated herein. Investments in capital market instruments are subject to various risks which include, but not limited to, market risk, credit risk, interest rate risk, exchange rate risk (particularly in Fund which has allocation in offshore investment instruments in different currencies than the Fund's currency), liquidity risk and other risks which could result in performance volatility. Therefore, the performance of this Fund is not guaranteed, the unit price of each Fund may go up or down and past performance does not necessarily indicative of future performance.

Manulife Indonesia

Established in 1985, PT Asuransi Jiwa Manulife Indonesia (Manulife Indonesia) is part of Manulife Financial Corporation Group, a Canadian financial services group that operates in Asia, Canada and the United States. Manulife Indonesia offers a wide range of financial services, including life insurance, accident and health insurance, investment and pension plans to individual customers and group clients in Indonesia. Through a network of almost 11,000 employees and professional agents spread across more than 30 sales offices, Manulife Indonesia serves around 2 million customers in Indonesia. PT Asuransi Jiwa Manulife Indonesia are licensed and supervised by the Otoritas Jasa Keuangan (OJK). To learn more about Manulife Indonesia, follow us on Facebook, Twitter, Instagram, YouTube, or visit www.manulife.co.id.