

## MANULIFE DANA SYARIAH SUKUK INDONESIA - USD

APR 2024

### Investment Objective

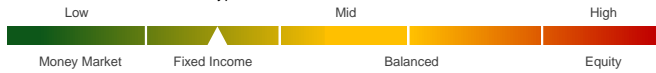
To provide competitive returns by investing in Sukuk and/or Government Sharia Sukuk and/or sharia commercial securities with a maturity of 1 (one) year or which are based on Islamic Principle with investment returns free of elements of riba, gharar and gambling.

### Fund Information

Inception Date	:	5 Oct 20
Inception Price	:	USD 0.0673
Fund Size	:	USD 3.56
Number of unit	:	50,896,954.94
Net Asset Value/Unit <sup>(4)</sup>	:	USD 0.0699
Fund Currency	:	USD
Type of fund	:	Fixed Income
Valuation	:	Daily
Custodian Bank	:	Citibank N.A.
Annual Management Fee	:	1.50%
Bloomberg Code	:	MLDSSIU IJ
Fund Manager	:	PT Manulife Aset Manajemen Indonesia

### Risk Classification

Risk classification is based on type of fund.



### Allocation

Bond	:	80 - 100 %
Money Market	:	0 - 20 %

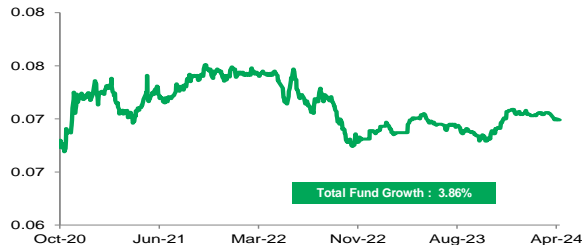
### Portfolio

Bond	:	83.43%
Money Market	:	16.57%

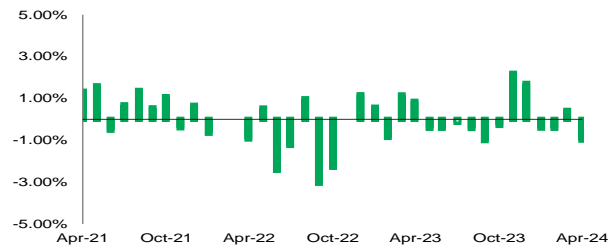
### Note

- 1) Annualized (1 year = 365 days) and using compound method (for products that have been more than one year old since inception).
- 2) The benchmark is net after tax of average 1-month mudharabah deposit's revenue sharing + 2% in USD terms.
- 3) Based on GICS (Global Industrials Classification Standard).
- 4) The Net Asset Value / Unit has calculated the costs, including fees related to transaction and transaction settlement as well as administration and recording.

### Performance Since Inception



### Monthly Performance Last 3 Years

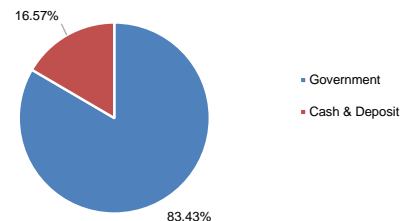


### Fund Performance

Performance in USD per (30/04/24)									Yearly Performance								
	1 mo	3 mo	6 mo	YTD	1 yr	3 yr <sup>1)</sup>	5 yr <sup>1)</sup>	Since Inception <sup>1)</sup>		2023	2022	2021	2020	2019	2018	2017	2016
MDSSI (USD)	-0.99%	-0.99%	2.49%	-1.41%	-0.29%	-0.54%	n/a	1.07%	MDSSI (USD)	2.90%	-7.76%	3.01%	n/a	n/a	n/a	n/a	n/a
BM <sup>2)</sup>	-2.14%	-1.98%	-0.37%	-4.04%	-6.02%	-0.35%	n/a	1.15%	BM <sup>2)</sup>	5.64%	-6.29%	3.02%	n/a	n/a	n/a	n/a	n/a

### Top Holdings\* & Sector Allocation<sup>(3)</sup>

Eurobonds Indonesia 2024-2  
Eurobonds Indonesia 2025-2  
Eurobonds Indonesia 2026-2  
Eurobonds Indonesia 2027  
Eurobonds Indonesia 2027-4  
Eurobonds Indonesia 2032-2



\*Non Affiliates

### Investment Manager Commentary

Indonesia bond market depreciated in April. The 10Y INDOGB yields significantly rose from 6.69% to 7.25%, in line with the rising 10Y UST yields which jumped from 4.20% to 4.68%. Prior long Eid Holiday, the domestic bond market was quite stable, with June Fed rate cut expectation was still on the table. However, as March US CPI data recorded higher-than-expected at 3.50% which shown inflationary pressure continued in the US, the following FOMC minutes signaled that Fed rate cut potentially to be pushed to the 2H24 with earliest cut expected in September 2024. The 10Y UST yields significantly rose to above 4.50%, followed by the 10Y INDOGB yields which ultimately spiked up to 6.92% and beyond once the market opened from the long holiday. Furthermore, tensions in the Middle East fueled up global volatility and uncertainties, adding more pressure to both global and domestic market. The increase in short tenor bond yields was almost the same as the increase in medium tenor bond yields.

**Disclaimer:** This report is prepared by PT Asuransi Jiwa Manulife Indonesia only for information purposes and not to be used as a sales offering or proposal. Although this report has been prepared meticulously, PT Asuransi Jiwa Manulife Indonesia does not guarantee its accuracy, sufficiency or completeness, and is not responsible for any consequences arising from any actions which are based on the information stated herein. Investments in capital market instruments are subject to various risks which include, but not limited to, market risk, credit risk, interest rate risk, exchange rate risk (particularly in Fund which has allocation in offshore investment instruments in different currencies than the Fund's currency), liquidity risk and other risks which could result in performance volatility. Therefore, the performance of this Fund is not guaranteed, the unit price of each Fund may go up or down and past performance does not necessarily indicative of future performance.

### Manulife Indonesia

Established in 2015, PT Asuransi Jiwa Manulife Indonesia (Manulife Indonesia) is part of Manulife Financial Corporation Group, a Canadian financial services group that operates in Asia, Canada and the United States. Manulife Indonesia offers a wide range of financial services, including life insurance, accident and health insurance, investment and pension plans to individual customers and group clients in Indonesia. Through a network of almost 11,000 employees and professional agents spread across more than 30 sales offices, Manulife Indonesia serves around 2 million customers in Indonesia.

PT Asuransi Jiwa Manulife Indonesia are licensed and supervised by the Otoritas Jasa Keuangan (OJK). To learn more about Manulife Indonesia, follow us on Facebook, Twitter, Instagram, YouTube, or visit [www.manulife.co.id](http://www.manulife.co.id).