

MANULIFE DANA EKUITAS TEKNOLOGI GLOBAL DOLAR

AUG 2024

Investment Objective

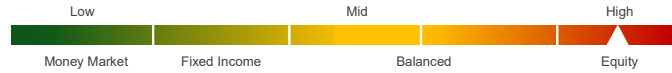
To achieve long term capital growth by investing mainly in equity securities of companies whose predominant economic activity is in the technology sector, onshore and/or offshore, directly and/or through mutual fund(s).

Fund Information

Inception Date	: 22 Mar 21
Inception Price	: USD 1.0000
Fund Size	: USD 43,666,472.03
Number of unit	: 42,065,226.45
Net Asset Value/Unit ³⁾	: USD 1.0381
Fund Currency	: USD
Type of fund	: Equity
Valuation	: Daily
Custodian Bank	: Citibank N.A.
Annual Management Fee	: 2.50%
Bloomberg Code	: MATGDMU IJ
Fund Manager	: PT Manulife Aset Manajemen Indonesia

Risk Classification

Risk classification is based on type of fund.



Allocation

Equity	: 80 - 100 %
Money Market	: 0 - 20 %

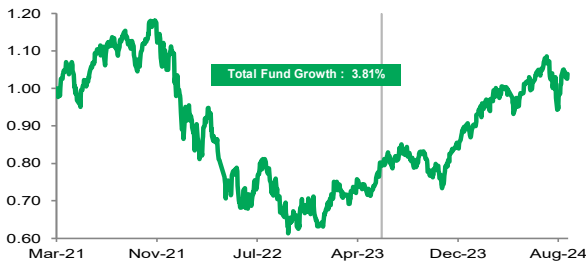
Portfolio

Equity	: 91.62%
Money Market	: 8.38%

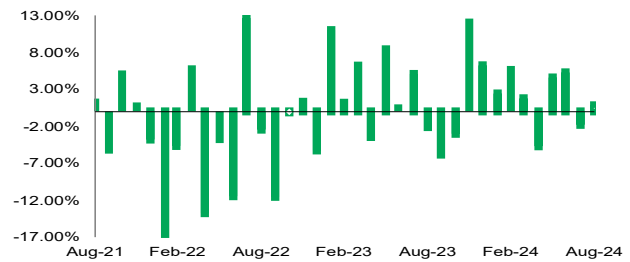
Note

- 1) Annualized (1 year = 365 days) and using compound method (for products that have been more than one year old since inception).
- 2) The benchmark is MSCI All Country World Information Technology Index.
- 3) The Net Asset Value / Unit has calculated the costs, including fees related to transaction and transaction settlement as well as administration and recording.

Performance Since Inception



Monthly Performance Last 3 Years



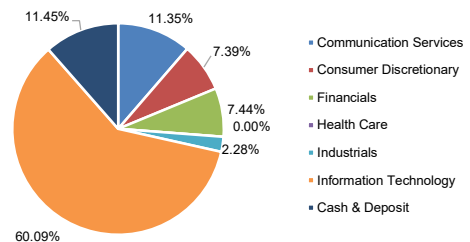
Fund Performance

Performance in USD per (30/08/24)									Yearly Performance								
	1 mo	3 mo	6 mo	YTD	1 yr	3 yr ¹⁾	5 yr ¹⁾	Since Inception ¹⁾		2023	2022	2021	2020	2019	2018	2017	2016
MANTEK	0.85%	4.31%	5.86%	15.13%	25.83%	-2.98%	n/a	1.09%	MANTEK	41.92%	-42.34%	n/a	n/a	n/a	n/a	n/a	n/a
BM ²⁾	2.11%	13.73%	19.68%	15.22%	19.84%	8.38%	n/a	11.72%	BM ²⁾	37.71%	-27.82%	n/a	n/a	n/a	n/a	n/a	n/a

Top Holdings* & Sector Allocation

Stock - Adobe Inc	Stock - Meta Platforms Inc
Stock - Advanced Micro Devices Inc	Stock - Micron Technology Inc
Stock - Alphabet Inc	Stock - Microsoft Corp
Stock - Amazon.com Inc	Stock - MongoDB Inc
Stock - Apple Inc	Stock - NVIDIA Corp
Stock - Arista Networks Inc	Stock - ServiceNow Inc
Stock - ASML Holding NV	Stock - Squarespace Inc
Stock - Block Inc	Stock - Synopsys Inc
Stock - Broadcom Inc	Stock - Texas Instruments Inc
Stock - Corpay Inc	Stock - Uber Technologies Inc
Stock - Intuit Inc	Stock - Visa Inc
Stock - KLA Corp	Stock - WEX Inc

*Non Affiliates



Investment Manager Commentary

Global equities were volatile in August. The market was lower in the beginning of the month, due to surprise rate hike from Bank of Japan that caused Yen appreciation and selloff in global equities to cover unwinding Yen carry trade. Market sentiment improved as US labor and inflation data continue to moderate in the month, paving the way for Fed rate cut in September. Market expectation grew stronger following comment from Fed Chair Jerome Powell that indicate the time has come to adjust policy. This condition caused risk-on sentiment in global market. Meanwhile, China's recovery remain tentative as exports, manufacturing, and industrial activities were weaker in the month. Global selloff in IT stocks due to disappointing Nvidia earnings, despite of strong earnings growth, failed to match the most bullish market expectation. ASEAN equities were bright spot in the region, fueled by stronger expectation of rate cut.

Disclaimer: This report is prepared by PT Asuransi Jiwa Manulife Indonesia only for information purposes and not to be used as a sales offering or proposal. Although this report has been prepared meticulously, PT Asuransi Jiwa Manulife Indonesia does not guarantee its accuracy, sufficiency or completeness, and is not responsible for any consequences arising from any actions which are based on the information stated herein. Investments in capital market instruments are subject to various risks which include, but not limited to, market risk, credit risk, interest rate risk, exchange rate risk (particularly in Fund which has allocation in offshore investment instruments in different currencies than the Fund's currency), liquidity risk and other risks which could result in performance volatility. Therefore, the performance of this Fund is not guaranteed, the unit price of each Fund may go up or down and past performance does not necessarily indicative of future performance.

Manulife Indonesia

Established in 1985, PT Asuransi Jiwa Manulife Indonesia (Manulife Indonesia) is part of Manulife Financial Corporation Group, a Canadian financial services group that operates in Asia, Canada and the United States. Manulife Indonesia offers a wide range of financial services, including life insurance, accident and health insurance, investment and pension plans to individual customers and group clients in Indonesia. Through a network of almost 11,000 employees and professional agents spread across more than 30 sales offices, Manulife Indonesia serves around 2 million customers in Indonesia.

PT Asuransi Jiwa Manulife Indonesia are licensed and supervised by the Otoritas Jasa Keuangan (OJK). To learn more about Manulife Indonesia, follow us on Facebook, Twitter, Instagram, YouTube, or visit www.manulife.co.id.