

## MANULIFE DANA SYARIAH SUKUK INDONESIA - IDR

MAY 2023

### Investment Objective

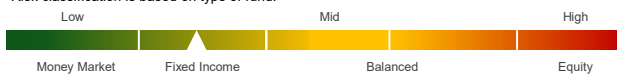
To provide competitive returns by investing in Sukuk and/or Government Sharia Sukuk and/or sharia commercial securities with a maturity of 1 (one) year or which are based on Islamic Principle with investment returns free of elements of riba, gharar and gambling.

### Fund Information

Inception Date	: 5 Oct 20
Inception Price	: IDR 1,000.00
Fund Size	: Rp 55.89 bn
Number of unit	: 51,016,838.07
Net Asset Value/Unit <sup>4)</sup>	: IDR 1,095.54
Fund Currency	: IDR
Type of fund	: Fixed Income
Valuation	: Daily
Custodian Bank	: Citibank N.A.
Annual Management Fee	: 1.50%
Bloomberg Code	: MLDSSII IJ
Fund Manager	: PT Manulife Aset Manajemen Indonesia

### Risk Classification

Risk classification is based on type of fund.



### Allocation

Bond	: 80 - 100 %
Money Market	: 0 - 20 %

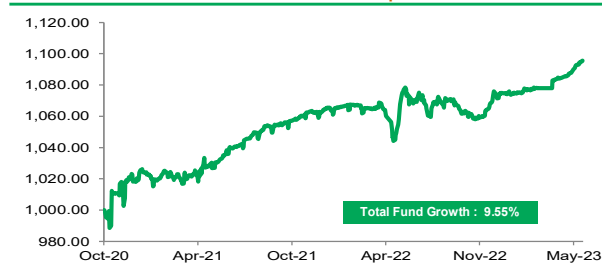
### Portfolio

Government Bond	: 89.22%
Corporate Bond	: 1.95%
Money Market	: 8.82%

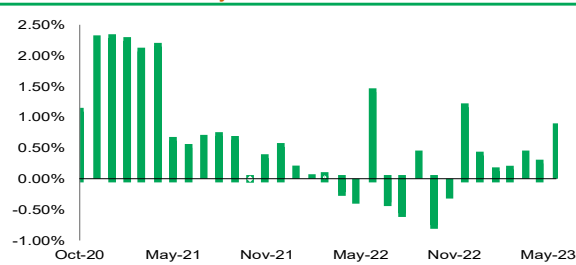
### Note

- 1) Annualized (1 year = 365 days) and using compound method (for products that have been more than one year old since inception).
- 2) The benchmark is net after tax of average 1-month mudharabah deposit's revenue sharing + 2%.
- 3) Based on GICS (Global Industrials Classification Standard).
- 4) The Net Asset Value / Unit has calculated the costs, including fees related to transaction and transaction settlement as well as administration and recording.

### Performance Since Inception



### Monthly Performance Last 3 Years

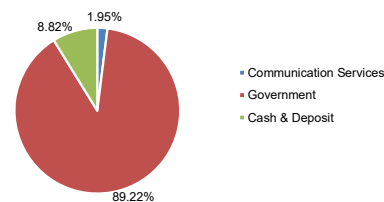


### Fund Performance

	Performance in IDR per (31/05/23)								Yearly Performance							
	1 mo	3 mo	6 mo	YTD	1 yr	3 yr <sup>1)</sup>	5 yr <sup>1)</sup>	Since Inception <sup>1)</sup>	2022	2021	2020	2019	2018	2017	2016	2015
MDSSI (IDR)	0.90%	1.62%	2.29%	1.91%	1.89%	n/a	n/a	3.50%	0.89%	4.18%	n/a	n/a	n/a	n/a	n/a	n/a
BM <sup>2)</sup>	0.31%	0.87%	1.72%	1.45%	3.38%	n/a	n/a	3.77%	3.34%	4.19%	n/a	n/a	n/a	n/a	n/a	n/a

### Top Holdings\* & Sector Allocation<sup>3)</sup>

Time Deposit - Bank Panin Dubai Syariah  
 Sukuk Ijarah Berkelanjutan I XL Axiata Tahap II 2017 Seri E  
 SBSN Seri PBS017  
 SBSN Seri PBS021  
 SBSN Seri PBS026  
 SBSN Seri PBSG001  
 Sukuk Negara Ritel Seri SR-015  
 Sukuk Negara Ritel Seri SR-016



\*Non Affiliates

### Investment Manager Commentary

The bond market continued its positive performance in May. The 10Y bond yields consistently decreased from 6.51% to 6.36%, on the contrary with the upward movement of the 10Y UST yield to 3.64% as concern grew over US debt ceiling crisis and worry over hawkish Fed's tendency. Despite woes on the global market, the domestic bond market remained profoundly robust supported by continuous improvement on the domestic macro fundamental. Inflation continues to moderate in May to 4% YoY, back to BI's target range 2%-4% that opens the possibility of rate cut. Other positive development in the month was Government reported budget surplus of IDR234 trillion as of April 2023 that leads to possibility of lower bond issuance target, limiting bond supply and added more support to the domestic bond market. Foreign investors posted net inflow of IDR6.7 trillion to the bond market in May, indicating strong appetite for Indonesia bonds despite of volatile global market environment.

**Disclaimer:** This report is prepared by PT Asuransi Jiwa Manulife Indonesia only for information purposes and not to be used as a sales offering or proposal. Although this report has been prepared meticulously, PT Asuransi Jiwa Manulife Indonesia does not guarantee its accuracy, sufficiency or completeness, and is not responsible for any consequences arising from any actions which are based on the information stated herein. Investments in capital market instruments are subject to various risks which include, but not limited to, market risk, credit risk, interest rate risk, exchange rate risk (particularly in Fund which has allocation in offshore investment instruments in different currencies than the Fund's currency), liquidity risk and other risks which could result in performance volatility. Therefore, the performance of this Fund is not guaranteed, the unit price of each Fund may go up or down and past performance does not necessarily indicative of future performance.

### Manulife Indonesia

Established in 2015, PT Asuransi Jiwa Manulife Indonesia (Manulife Indonesia) is part of Manulife Financial Corporation Group, a Canadian financial services group that operates in Asia, Canada and the United States. Manulife Indonesia offers a wide range of financial services, including life insurance, accident and health insurance, investment and pension plans to individual customers and group clients in Indonesia. Through a network of almost 11,000 employees and professional agents spread across more than 25 sales offices, Manulife Indonesia serves more than 2 million customers in Indonesia.

PT Asuransi Jiwa Manulife Indonesia is licensed and supervised by the Otoritas Jasa Keuangan (OJK). To learn more about Manulife Indonesia, follow us on Facebook, Twitter, Instagram, YouTube, or visit [www.manulife.co.id](http://www.manulife.co.id).



[www.manulife.co.id](http://www.manulife.co.id)



Manulife Indonesia



@Manulife\_ID



Manulife\_ID



Manulife Indonesia