

MANULIFE DANA PRIMA DINAMIS - MODERAT

MAR 2023

Investment Objective

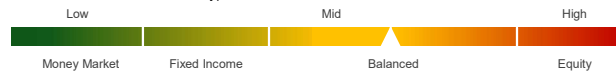
Aim to achieve long term capital growth whilst also managing downside risk through multi-asset dynamic asset allocation strategy where multiple asset classed are rebalanced based on ongoing active management decision of the investment management team.

Fund Information

Inception Date	: 21 Dec 15
Inception Price	: IDR 1,000.00
Fund Size	: Rp 30.24 bn
Number of unit	: 24,467,097.56
Net Asset Value/Unit ⁽⁴⁾	: IDR 1,235.82
Fund Currency	: IDR
Type of fund	: Balanced
Valuation	: Daily
Custodian Bank	: Bank DBS Indonesia
Annual Management Fee	: 2.60%
Bloomberg Code	: MLIPRDM IJ
Fund Manager	: PT Manulife Aset Manajemen Indonesia

Risk Classification

Risk classification is based on type of fund.



Allocation

Equity	: 0 - 79 %
Bond	: 0 - 79 %
Money Market	: 0 - 79 %

Portfolio

Equity Onshore	: 31.39%
Equity Offshore	: 9.13%
Bond	: 56.91%
Money Market	: 2.57%

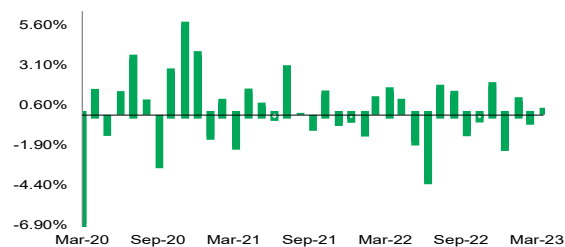
Note

- Annualized (1 year = 365 days) and using compound method (for products that have been more than one year old since inception).
- The benchmark is 13.4 % Indonesia Deposit Rate avg 1-month + 45% BINDO Index Total Return + 31.5% Jakarta SE Composite + 1.5% USD Deposit 1-month + 5% Barclays US Aggregate Total Return USD + 1.2% S&P 500 + 1.2% MSCI Japan, net of all fees, expenses and tax.
- Based on GICS (Global Industrials Classification Standard).
- The Net Asset Value / Unit has calculated the costs, including fees related to transaction and transaction settlement as well as administration and recording.

Performance Since Inception



Monthly Performance Last 3 Years



Fund Performance

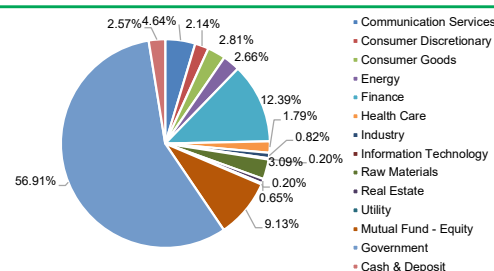
	Performance in IDR per (31/03/23)							
	1 mo	3 mo	6 mo	YTD	1 yr	3 yr ⁽¹⁾	5 yr ⁽¹⁾	Since Inception ⁽¹⁾
MDPMOD	0.45%	0.95%	0.48%	0.95%	-2.57%	5.18%	1.13%	2.95%
BM ⁽²⁾	0.28%	0.90%	2.58%	0.90%	1.53%	8.98%	4.63%	6.94%

	Yearly Performance							
	2022	2021	2020	2019	2018	2017	2016	2015
MDPMOD	-2.00%	1.88%	3.35%	5.50%	-4.98%	12.31%	4.67%	n/a
BM ⁽²⁾	2.45%	6.28%	6.49%	7.89%	-1.22%	15.33%	12.53%	n/a

Top Holdings* & Sector Allocation⁽³⁾

Time Deposit - Bank Mega
Mutual Fund - Manulife Global Fund - U.S. Bond
Stock - Bank Central Asia Tbk PT
Stock - Bank Mandiri Persero Tbk PT
Stock - Bank Rakyat Indonesia Persero Tbk PT
Stock - Telkom Indonesia Persero Tbk PT
Obligasi Negara Republik Indonesia Seri FR0064
Obligasi Negara Republik Indonesia Seri FR0071
Obligasi Negara Republik Indonesia Seri FR0073
Obligasi Negara Republik Indonesia Seri FR0074
Obligasi Negara Republik Indonesia Seri FR0075

Obligasi Negara Republik Indonesia Seri FR0077
Obligasi Negara Republik Indonesia Seri FR0083
Obligasi Negara Republik Indonesia Seri FR0085
Obligasi Negara Republik Indonesia Seri FR0050
SBSN Seri PBS028



*Non Affiliates

Investment Manager Commentary

The financial market was volatile in March due to concern of banking stress in the US and Europe. The collapse of several US banks and Credit Suisse in Europe raised concern of financial crisis like in 2008. However, quick reaction from the regulators managed to calm the markets and avoid wider contagion risks. Market sentiment also supported by expectation of The Fed nearing its peak rate hike cycle. Despite of global volatility, Indonesia domestic macroeconomy remain solid. Inflation continues to moderate, fell to 4.97% in March, a positive sign for purchasing power. External sectors also remain solid with better than expected trade surplus at USD5.5 billion in March. Rupiah appreciates 1.74% against USD to 14996 per USD. Foreign investors posted net inflow IDR4.1 trillion in Indonesia equity and IDR14.2 trillion in bonds despite of risk-off sentiment globally.

Disclaimer: This report is prepared by PT Asuransi Jiwa Manulife Indonesia only for information purposes and not to be used as a sales offering or proposal. Although this report has been prepared meticulously, PT Asuransi Jiwa Manulife Indonesia does not guarantee its accuracy, sufficiency or completeness, and is not responsible for any consequences arising from any actions which are based on the information stated herein. Investments in capital market instruments are subject to various risks which include, but not limited to, market risk, credit risk, interest rate risk, exchange rate risk (particularly in Fund which has allocation in offshore investment instruments in different currencies than the Fund's currency), liquidity risk and other risks which could result in performance volatility. Therefore, the performance of this Fund is not guaranteed, the unit price of each Fund may go up or down and past performance does not necessarily indicative of future performance.

Manulife Indonesia

Established in 1985, PT Asuransi Jiwa Manulife Indonesia (Manulife Indonesia) is part of Manulife Financial Corporation Group, a Canadian financial services group that operates in Asia, Canada and the United States. Manulife Indonesia offers a wide range of financial services, including life insurance, accident and health insurance, investment and pension plans to individual customers and group clients in Indonesia. Through a network of almost 11,000 employees and professional agents spread across more than 25 sales offices, Manulife Indonesia serves more than 2 million customers in Indonesia. PT Asuransi Jiwa Manulife Indonesia are licensed and supervised by the Otoritas Jasa Keuangan (OJK). To learn more about Manulife Indonesia, follow us on Facebook, Twitter, Instagram, YouTube, or visit www.manulife.co.id.