

MANULIFE DANA EKUITAS ASIA PASIFIK - IDR

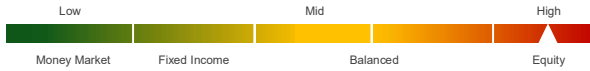
MAR 2023

Investment Objective

To achieve long term capital growth by investing mainly in offshore instruments consist of 80% - 100% in equity securities which are sold through public offerings and / or traded at the stock exchanges in the Asia Pacific region.

Risk Classification

Risk classification is based on type of fund.



Fund Information

Inception Date	: 5 Dec 16
Inception Price	: IDR 13,516.00
Fund Size	: Rp 704.57 bn
Number of unit	: 42,231,245.06
Net Asset Value/Unit ⁽¹⁾	: IDR 16,683.24
Fund Currency	: IDR
Type of fund	: Equity
Valuation	: Daily
Custodian Bank	: Citibank N.A.
Annual Management Fee	: 2.50%
Bloomberg Code	: MAAPCID IJ
Fund Manager	: PT Manulife Aset Manajemen Indonesia

Allocation

Equity	: 80 - 100 %
Money Market	: 0 - 20 %

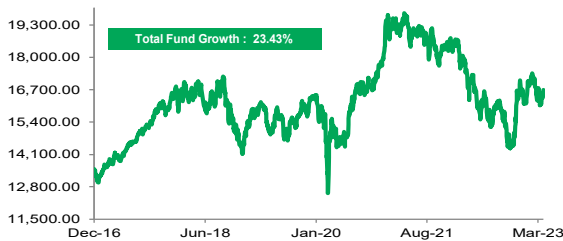
Portfolio

Equity On Shore	: 5.45%
Equity Off Shore	: 90.79%
Money Market	: 3.76%

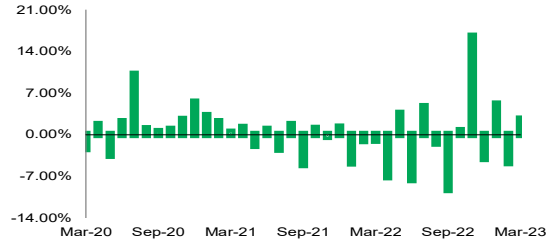
Note

- 1) Annualized (1 year = 365 days) and using compound method (for products that have been more than one year old since inception).
- 2) The benchmark is FTSE Sharia Asia Pacific ex Japan in IDR terms.
- 3) Based on GICS (Global Industries Classification Standard).
- 4) The Net Asset Value / Unit has calculated the costs, including fees related to transaction and transaction settlement as well as administration and recording.

Performance Since Inception



Monthly Performance Last 3 Years



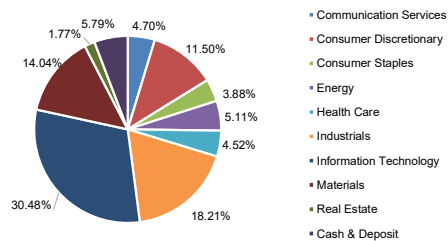
Fund Performance

Performance in IDR per (31/03/23)									Yearly Performance								
	1 mo	3 mo	6 mo	YTD	1 yr	3 yr ¹⁾	5 yr ¹⁾	Since Inception ¹⁾		2022	2021	2020	2019	2018	2017	2016	2015
MDEAP (IDR)	2.60%	2.79%	15.72%	2.79%	-3.52%	4.07%	0.39%	3.39%	MDEAP (IDR)	-12.33%	2.10%	10.28%	12.84%	-9.95%	23.08%	n/a	n/a
BM ²⁾	1.64%	1.42%	14.85%	1.42%	-8.51%	8.34%	2.26%	7.09%	BM ²⁾	-13.88%	2.74%	25.88%	11.16%	-9.78%	37.77%	n/a	n/a

Top Holdings* & Sector Allocation⁽³⁾

Stock - Samsung Electronics Co Ltd	Stock - NARI Technology Co Ltd
Stock - Alibaba Group Holding Ltd	Stock - Delta Electronics Inc
Stock - BHP Group Ltd	Stock - ASE Technology Holding Co Ltd
Stock - LG Chem Ltd	Stock - Telstra Group Ltd
Stock - Samsonite International SA	Stock - China Mengniu Dairy Co Ltd
Stock - Contemporary Amperex Technology Co Ltd	Stock - Santos Ltd
Stock - Samsung SDI Co Ltd	Stock - Venture Corp Ltd
Stock - Telkom Indonesia Persero Tbk PT	Stock - Sungrow Power Supply Co Ltd
Stock - Wiyynn Corp	Stock - Goodman Group
Stock - Brambles Ltd	Stock - NongShim Co Ltd
Stock - ASMP Ltd	Stock - Rio Tinto Ltd
Stock - SK Hynix Inc	Stock - Johnson Electric Holdings Ltd
Stock - Advantech Co Ltd	Stock - Zhejiang Sanhua Intelligent Controls Co Ltd
Stock - Kalbe Farma Tbk PT	Stock - Techtronic Industries Co Ltd

*Non Affiliates



Investment Manager Commentary

Asia Pacific equity market was weaker in the first half of March, but managed to rebound and posted positive return for the month. The collapse of several US banks and Credit Suisse in Europe raised concern of financial crisis like in 2008. However, quick reaction from the regulators managed to calm the markets and avoid wider contagion risks. Market sentiment also supported by expectation of The Fed nearing its peak rate hike cycle, signaled by The Fed's recent projection that terminal rate expected to be at 5.1%, one rate hike away from current level 5.0%. These caused interest rate sensitive stocks such as growth stocks in the technology and communication to rally and support overall market performance. Weaker USD as policy expectation turned dovish also a key support for the Asian markets. Portfolio allocation in IT and materials contributed positive attribution, meanwhile allocation in industrial and consumer discretionary contributed negative attribution to performance.

Disclaimer: This report is prepared by PT Asuransi Jiwa Manulife Indonesia only for information purposes and not to be used as a sales offering or proposal. Although this report has been prepared meticulously, PT Asuransi Jiwa Manulife Indonesia does not guarantee its accuracy, sufficiency or completeness, and is not responsible for any consequences arising from any actions which are based on the information stated herein. Investments in capital market instruments are subject to various risks which include, but not limited to, market risk, credit risk, interest rate risk, exchange rate risk (particularly in Fund which has allocation in offshore investment instruments in different currencies than the Fund's currency), liquidity risk and other risks which could result in performance volatility. Therefore, the performance of this Fund is not guaranteed, the unit price of each Fund may go up or down and past performance does not necessarily indicative of future performance.

Manulife Indonesia

Established in 2015, PT Asuransi Jiwa Manulife Indonesia (Manulife Indonesia) is part of Manulife Financial Corporation Group, a Canadian financial services group that operates in Asia, Canada and the United States. Manulife Indonesia offers a wide range of financial services, including life insurance, accident and health insurance, investment and pension plans to individual customers and group clients in Indonesia. Through a network of almost 11,000 employees and professional agents spread across more than 25 sales offices, Manulife Indonesia serves more than 2 million customers in Indonesia.

PT Asuransi Jiwa Manulife Indonesia are licensed and supervised by the Otoritas Jasa Keuangan (OJK). To learn more about Manulife Indonesia, follow us on Facebook, Twitter, Instagram, YouTube, or visit www.manulife.co.id.