

MANULIFE DANA EKUITAS GLOBAL DOLLAR

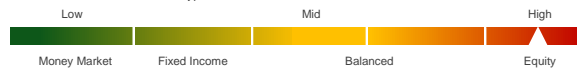
JUN 2023

Investment Objective

To achieve long term capital growth by investing mainly in offshore instruments consist of 80%-100% in equity securities which are sold through public offerings and / or traded at the stock exchanges in the global market.

Risk Classification

Risk classification is based on type of fund.



Fund Information

Inception Date	:	12 Aug 19
Inception Price	:	USD 1.0000
Fund Size	:	USD 11,264,798.59
Number of unit	:	7,528,939.04
Net Asset Value/Unit ⁽⁴⁾	:	USD 1.4962
Fund Currency	:	USD
Type of fund	:	Equity
Valuation	:	Daily
Custodian Bank	:	Citibank N.A.
Annual Management Fee	:	2.50%
Bloomberg Code	:	MANLIGD IJ
Fund Manager	:	PT Manulife Aset Manajemen Indonesia

Allocation

Equity	:	80 - 100 %
Money Market	:	0 - 20 %

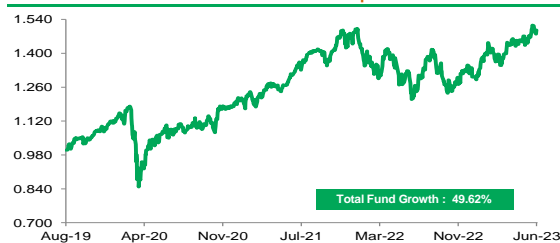
Portfolio

Equity	:	98.43%
Money Market	:	1.57%

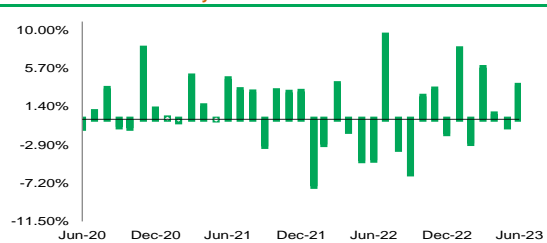
Note

- 1) Annualized (1 year = 365 days) and using compound method (for products that have been more than one year old since inception).
- 2) The benchmark is MSCI World Index NR.
- 3) Based on GICS (Global Industrials Classification Standard).
- 4) The Net Asset Value / Unit has calculated the costs, including fees related to transaction and transaction settlement as well as administration and recording.

Performance Since Inception



Monthly Performance Last 3 Years



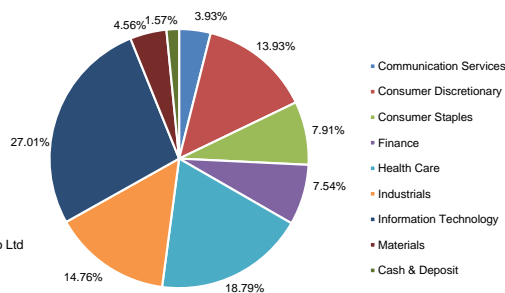
Fund Performance

Performance in USD per (27/06/23)									Yearly Performance								
	1 mo	3 mo	6 mo	YTD	1 yr	3 yr ¹⁾	5 yr ¹⁾	Since Inception ¹⁾		2022	2021	2020	2019	2018	2017	2016	2015
MDEGD	3.80%	3.51%	14.96%	14.96%	19.04%	11.95%	n/a	10.95%	MDEGD	-13.26%	25.69%	n/a	n/a	n/a	n/a	n/a	n/a
BM ²⁾	1.64%	4.35%	10.43%	10.43%	11.39%	12.58%	N/A	11.10%	BM ²⁾	-13.23%	32.66%	n/a	n/a	n/a	n/a	n/a	n/a

Top Holdings* & Sector Allocation⁽³⁾

Stock - Adobe Inc	Stock - Linde PLC
Stock - Alimentation Couche-Tard Inc	Stock - L'Oreal SA
Stock - Alphabet Inc	Stock - LVMH Moet Hennessy Louis Vuitton SE
Stock - Amphenol Corp	Stock - Mastercard Inc
Stock - ASML Holding NV	Stock - Microsoft Corp
Stock - Booking Holdings Inc	Stock - Nestle SA
Stock - Canadian National Railway Co	Stock - NIKE Inc
Stock - Cisco Systems Inc/Delaware	Stock - Novo Nordisk A/S
Stock - Cognizant Technology Solutions Corp	Stock - Old Dominion Freight Line Inc
Stock - Compass Group PLC	Stock - Prudential PLC
Stock - Costco Wholesale Corp	Stock - Roche Holding AG
Stock - Edwards Lifesciences Corp	Stock - Shin-Etsu Chemical Co Ltd
Stock - Experian PLC	Stock - SMC Corp
Stock - Fastenal Co	Stock - Taiwan Semiconductor Manufacturing Co Ltd
Stock - Fortinet Inc	Stock - Texas Instruments Inc
Stock - Industria de Diseno Textil SA	Stock - TJX Cos Inc/The
Stock - Intuitive Surgical Inc	Stock - West Pharmaceutical Services Inc
Stock - Keyence Corp	

*Non Affiliates



Investment Manager Commentary

Strong US economic conditions and expectations regarding the imminent peak of interest rates are the sentiments that support global financial markets. The market did not react too negatively even though the Fed surprised by opening the possibility of a further 50 bps rate hike this year. The market responded positively to the release of better-than-expected US economic data, in which sales of durable goods, housing, consumer confidence, and upwardly revised 1Q GDP growth provided hope the economy could remain resilient amid aggressive interest rate hikes. 1Q GDP growth was revised up from 1.3% to 2% on the back of better consumption and exports. Household consumption grew 4.2% which is the highest growth in 2 years. In addition, the PCE inflation indicator that the Fed is watching is sloping in May from 4.3% YoY to 3.8% YoY.

Disclaimer: This report is prepared by PT Asuransi Jiwa Manulife Indonesia only for information purposes and not to be used as a sales offering or proposal. Although this report has been prepared meticulously, PT Asuransi Jiwa Manulife Indonesia does not guarantee its accuracy, sufficiency or completeness, and is not responsible for any consequences arising from any actions which are based on the information stated herein. Investments in capital market instruments are subject to various risks which include, but not limited to, market risk, credit risk, interest rate risk, exchange rate risk (particularly in Fund which has allocation in offshore investment instruments in different currencies than the Fund's currency), liquidity risk and other risks which could result in performance volatility. Therefore, the performance of this Fund is not guaranteed, the unit price of each Fund may go up or down and past performance does not necessarily indicative of future performance.

Manulife Indonesia

Established in 1985, PT Asuransi Jiwa Manulife Indonesia (Manulife Indonesia) is part of Manulife Financial Corporation Group, a Canadian financial services group that operates in Asia, Canada and the United States. Manulife Indonesia offers a wide range of financial services, including life insurance, accident and health insurance, investment and pension plans to individual customers and group clients in Indonesia. Through a network of almost 11,000 employees and professional agents spread across more than 25 sales offices, Manulife Indonesia serves more than 2 million customers in Indonesia.

PT Asuransi Jiwa Manulife Indonesia are licensed and supervised by the Otoritas Jasa Keuangan (OJK). To learn more about Manulife Indonesia, follow us on Facebook, Twitter, Instagram, YouTube, or visit www.manulife.co.id.