

MANULIFE DANA EKUITAS

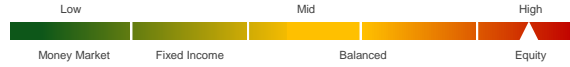
JUN 2023

Investment Objective

Providing the participants with superior investment growth over the long-term by investing the assets in a diversified portfolio of publicly listed Indonesian equities.

Risk Classification

Risk classification is based on type of fund.



Fund Information

Inception Date	: 25 Jun 04
Inception Price	: IDR 1,000.00
Fund Size	: Rp 7.26 tn
Number of unit	: 758,571,689.02
Net Asset Value/Unit ⁽¹⁾	: IDR 9,565.23
Fund Currency	: IDR
Type of fund	: Equity
Valuation	: Daily
Custodian Bank	: Bank DBS Indonesia
Annual Management Fee	: 2.50%
Bloomberg Code	: MANLIEK IJ
Fund Manager	: PT Manulife Aset Manajemen Indonesia

Allocation

Equity	: 80 - 100 %
Money Market	: 0 - 20 %

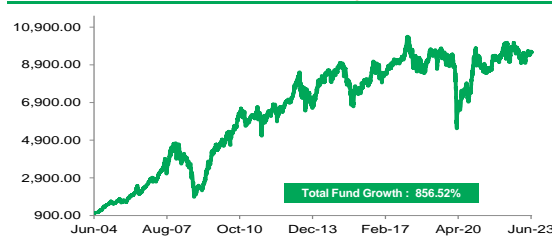
Portfolio

Equity	: 97.33%
Money Market	: 2.67%

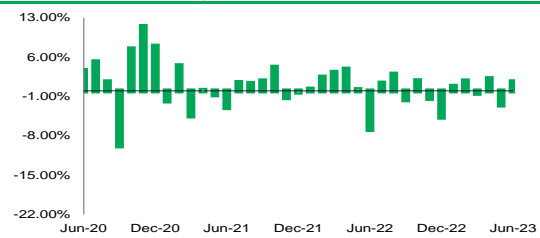
Note

- Annualized (1 year = 365 days) and using compound method (for products that have been more than one year old since inception).
- The benchmark is Jakarta Composite Index.
- Based on GICS (Global Industrials Classification Standard).
- The Net Asset Value / Unit has calculated the costs, including fees related to transaction and transaction settlement as well as administration and recording.

Performance Since Inception



Monthly Performance Last 3 Years



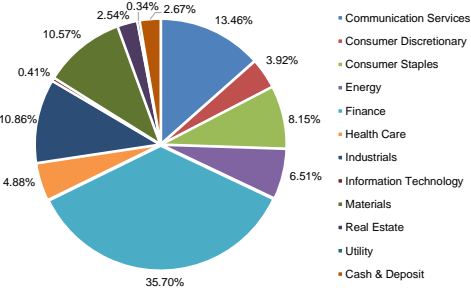
Fund Performance

Performance in IDR per (27/06/23)									Yearly Performance								
	1 mo	3 mo	6 mo	YTD	1 yr	3 yr ¹⁾	5 yr ¹⁾	Since Inception ¹⁾		2022	2021	2020	2019	2018	2017	2016	2015
MDE	1.62%	1.21%	3.39%	3.39%	1.70%	9.90%	1.75%	12.61%	MDE	1.24%	1.64%	-4.00%	2.83%	-6.82%	15.96%	10.01%	-11.38%
BM ²⁾	0.43%	-2.11%	-2.76%	-2.76%	-3.61%	10.77%	2.81%	12.41%	BM ²⁾	4.09%	10.08%	-5.09%	1.70%	-2.54%	19.99%	15.32%	-12.13%

Top Holdings* & Sector Allocation⁽³⁾

Time Deposit - Bank Mega	Stock - Indofood CBP Sukses Makmur Tbk PT
Time Deposit - Bank Panin Dubai Syariah	Stock - Indosat Tbk PT
Stock - Adaro Energy Indonesia Tbk PT	Stock - Japfa Comfeed Indonesia Tbk PT
Stock - AKR Corporindo Tbk PT	Stock - Kalbe Farma Tbk PT
Stock - Aneka Tambang Tbk	Stock - Mayora Indah Tbk PT
Stock - Astra International Tbk PT	Stock - Medco Energi Internasional Tbk PT
Stock - Bank Central Asia Tbk PT	Stock - Media Nusantara Citra Tbk PT
Stock - Bank CIMB Niaga Tbk PT	Stock - Medikaloka Hermina Tbk PT
Stock - Bank Mandiri Persero Tbk PT	Stock - Merdeka Battery Materials Tbk PT
Stock - Bank Negara Indonesia Persero Tbk PT	Stock - Merdeka Copper Gold Tbk PT
Stock - Bank Rakyat Indonesia Persero Tbk PT	Stock - Mitra Adiperkasa Tbk PT
Stock - Barito Pacific Tbk PT	Stock - Mitra Keluarga Karyasehat Tbk PT
Stock - Chandra Asri Petrochemical Tbk PT	Stock - Sarana Menara Nusantara Tbk PT
Stock - Charoen Pokphand Indonesia Tbk PT	Stock - Semen Indonesia Persero Tbk PT
Stock - Dayamitra Telekomunikasi PT	Stock - Sumber Alfaria Trijaya Tbk PT
Stock - Erajaya Swasembada Tbk PT	Stock - Telkom Indonesia Persero Tbk PT
Stock - GoTo Gojek Tokopedia Tbk PT	Stock - Teras Tbk PT
Stock - Harjaya Mandala Sampoerna Tbk PT	Stock - United Tractors Tbk PT
Stock - Indah Kiat Pulp & Paper Tbk PT	Stock - Vale Indonesia Tbk PT
Stock - Indo Tambangraya Megah Tbk PT	

*Non Affiliates



Investment Manager Commentary

Indonesia stock market was underperformed compared to global markets, Asia and developing countries due to less positive domestic sentiment and outflows of foreign investors. Fed's signal about further interest rate hikes has had an impact on the stock market, which had previously predicted an interest rate peaked in May. Rupiah depreciated -0.48%, but still outperformed most ASEAN regional currencies. Bank Indonesia maintains interest rates for the fifth time and emphasizes focus on maintaining rupiah stability. Indonesia's macro indicators continued to recover as fiscal revenues remained strong resulting in a IDR153 trillion surplus in the first half of 2023. Amid positive fundamental conditions, the Indonesian stock market traded at an attractive valuation. Portfolio allocation in consumer discretionary and materials contributed positive attribution, meanwhile allocation in IT and energy contributed negative attribution to performance.

Disclaimer: This report is prepared by PT Asuransi Jiwa Manulife Indonesia only for information purposes and not to be used as a sales offering or proposal. Although this report has been prepared meticulously, PT Asuransi Jiwa Manulife Indonesia does not guarantee its accuracy, sufficiency or completeness, and is not responsible for any consequences arising from any actions which are based on the information stated herein. Investments in capital market instruments are subject to various risks which include, but not limited to, market risk, credit risk, interest rate risk, exchange rate risk (particularly in Fund which has allocation in offshore investment instruments in different currencies than the Fund's currency), liquidity risk and other risks which could result in performance volatility. Therefore, the performance of this Fund is not guaranteed, the unit price of each Fund may go up or down and past performance does not necessarily indicative of future performance.

Manulife Indonesia

Established in 1985, PT Asuransi Jiwa Manulife Indonesia (Manulife Indonesia) is part of Manulife Financial Corporation Group, a Canadian financial services group that operates in Asia, Canada and the United States. Manulife Indonesia offers a wide range of financial services, including life insurance, accident and health insurance, investment and pension plans to individual customers and group clients in Indonesia. Through a network of almost 11,000 employees and professional agents spread across more than 25 sales offices, Manulife Indonesia serves more than 2 million customers in Indonesia.

PT Asuransi Jiwa Manulife Indonesia are licensed and supervised by the Otoritas Jasa Keuangan (OJK). To learn more about Manulife Indonesia, follow us on Facebook, Twitter, Instagram, YouTube, or visit www.manulife.co.id.