

MANULIFE PENDAPATAN TETAP DOLLAR

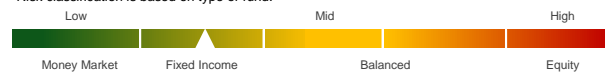
JUL 2023

Investment Objective

To provide a steady stream of income and currency diversification mainly through US Dollar fixed income instruments.

Risk Classification

Risk classification is based on type of fund.



Fund Information

Inception Date	: 8 Jun 04
Inception Price	: USD 1.0000
Fund Size	: USD 17,610,160.01
Number of unit	: 12,182,283.95
Net Asset Value/Unit ⁽³⁾	: USD 1.4456
Fund Currency	: USD
Type of fund	: Fixed Income
Valuation	: Daily
Custodian Bank	: Standard Chartered Bank
Annual Management Fee	: 2.00%
Bloomberg Code	: MANLIDO IJ
Fund Manager	: PT Manulife Aset Manajemen Indonesia

Allocation

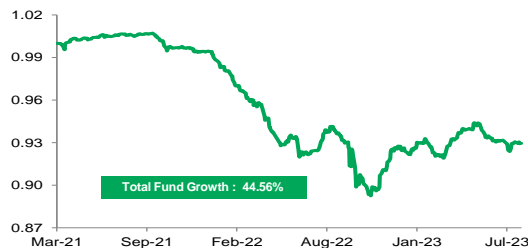
Bond	: 80 - 100 %	Government Bond	: 95.77%
Money Market	: 0 - 20 %	Money Market	: 4.23%

Portfolio

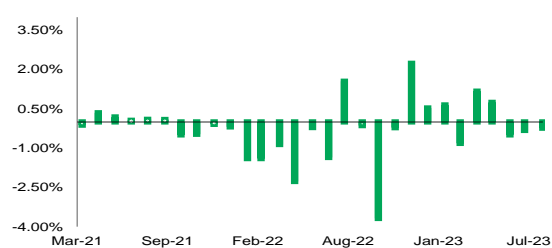
Note

- 1) Annualized (1 year = 365 days) and using compound method (for products that have been more than one year old since inception).
- 2) The benchmark is Bloomberg Barclays EM I01378US Index.
- 3) The Net Asset Value / Unit has calculated the costs, including fees related to transaction and transaction settlement as well as administration and recording.

Performance Since Inception



Monthly Performance Last 3 Years



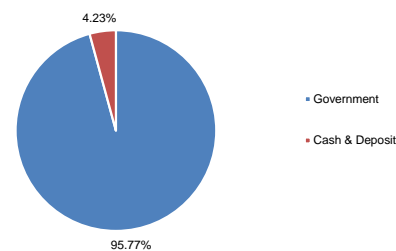
Fund Performance

Performance in USD per (31/07/23)									Yearly Performance								
	1 mo	3 mo	6 mo	YTD	1 yr	3 yr ¹⁾	5 yr ¹⁾	Since Inception ¹⁾		2022	2021	2020	2019	2018	2017	2016	2015
MPTD	-0.23%	-0.67%	0.24%	2.47%	0.40%	-3.85%	1.44%	1.94%	MPTD	-13.11%	-1.59%	9.35%	12.43%	-2.99%	5.73%	6.16%	-1.30%
BM ²⁾	0.18%	-0.08%	1.40%	3.73%	1.72%	-2.61%	3.17%	2.41%	BM ²⁾	-13.36%	0.79%	11.61%	14.69%	-0.92%	8.42%	8.96%	0.98%

Top Holdings* & Sector Allocation

Eurobonds Indonesia, 2025-3	Eurobonds Indonesia, 2032-3
Eurobonds Indonesia, 2027	Eurobonds Indonesia, 2033
Eurobonds Indonesia, 2027	Eurobonds Indonesia, 2035
Eurobonds Indonesia, 2027-3	Eurobonds Indonesia, 2037
Eurobonds Indonesia, 2027-4	Eurobonds Indonesia, 2038
Eurobonds Indonesia, 2028-2	Eurobonds Indonesia, 2042
Eurobonds Indonesia, 2028-3	Eurobonds Indonesia, 2043
Eurobonds Indonesia, 2029	Eurobonds Indonesia, 2044
Eurobonds Indonesia, 2029-3	Eurobonds Indonesia, 2047
Eurobonds Indonesia, 2030	Eurobonds Indonesia, 2048
Eurobonds Indonesia, 2030-2	Eurobonds Indonesia, 2050-2
Eurobonds Indonesia, 2031-2	Eurobonds Indonesia, 2051
Eurobonds Indonesia, 2032	Eurobonds Indonesia, 2052-2
Eurobonds Indonesia, 2032-2	Eurobonds Indonesia, 2053

*Non Affiliates



Investment Manager Commentary

Indonesia USD bond market posted negative performance in July as volatile global market sentiment caused US Treasury yield to rise 20bps to 3.96%. The Fed raised benchmark rate by 25bps in July, inline with market expectation, but maintain the possibility of further rate hike in September. Meanwhile US inflation and economic growth data were better than expected that raised the view recession in the US can be avoided. Despite of global volatility, Indonesia macroeconomic condition remain strong. Inflation continue to moderate to 3.08% YoY from 3.52% YoY the previous month, and trade balance posted wider surplus to USD3.5 billion, from USD0.4 billion the previous month. Bank Indonesia maintained benchmark rate at 5.75% as expected and reiterated its priority is safeguard Rupiah stability.

Disclaimer: This report is prepared by PT Asuransi Jiwa Manulife Indonesia only for information purposes and not to be used as a sales offering or proposal. Although this report has been prepared meticulously, PT Asuransi Jiwa Manulife Indonesia does not guarantee its accuracy, sufficiency or completeness, and is not responsible for any consequences arising from any actions which are based on the information stated herein. Investments in capital market instruments are subject to various risks which include, but not limited to, market risk, credit risk, interest rate risk, exchange rate risk (particularly in Fund which has allocation in offshore investment instruments in different currencies than the Fund's currency), liquidity risk and other risks which could result in performance volatility. Therefore, the performance of this Fund is not guaranteed, the unit price of each Fund may go up or down and past performance does not necessarily indicative of future performance.

Manulife Indonesia

Established in 1985, PT Asuransi Jiwa Manulife Indonesia (Manulife Indonesia) is part of Manulife Financial Corporation Group, a Canadian financial services group that operates in Asia, Canada and the United States. Manulife Indonesia offers a wide range of financial services, including life insurance, accident and health insurance, investment and pension plans to individual customers and group clients in Indonesia. Through a network of almost 11,000 employees and professional agents spread across more than 25 sales offices, Manulife Indonesia serves more than 2 million customers in Indonesia. PT Asuransi Jiwa Manulife Indonesia are licensed and supervised by the Otoritas Jasa Keuangan (OJK). To learn more about Manulife Indonesia, follow us on Facebook, Twitter, Instagram, YouTube, or visit www.manulife.co.id.