

## MANULIFE DANA EKUITAS ASIA PASIFIK - IDR

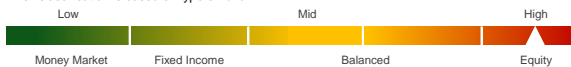
JUL 2023

### Investment Objective

To achieve long term capital growth by investing mainly in offshore instruments consist of 80% - 100% in equity securities which are sold through public offerings and / or traded at the stock exchanges in the Asia Pacific region.

### Risk Classification

Risk classification is based on type of fund.



### Fund Information

Inception Date	: 5 Dec 16
Inception Price	: IDR 13,516.00
Fund Size	: Rp 656.39 bn
Number of unit	: 37,957,784.52
Net Asset Value/Unit <sup>4)</sup>	: IDR 17,292.61
Fund Currency	: IDR
Type of fund	: Equity
Valuation	: Daily
Custodian Bank	: Citibank N.A.
Annual Management Fee	: 2.50%
Bloomberg Code	: MAAPCID IJ
Fund Manager	: PT Manulife Aset Manajemen Indonesia

### Allocation

Equity	: 80 - 100 %
Money Market	: 0 - 20 %

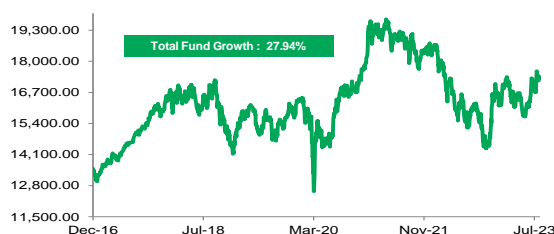
### Portfolio

Equity On Shore	: 2.98%
Equity Off Shore	: 88.95%
Money Market	: 8.06%

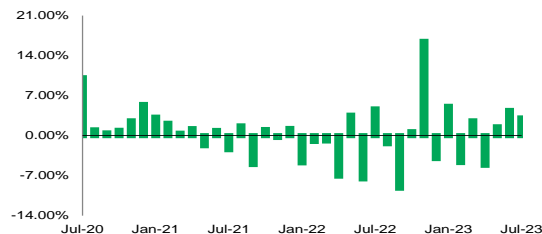
### Note

- 1) Annualized (1 year = 365 days) and using compound method (for products that have been more than one year old since inception).
- 2) The benchmark is FTSE Sharia Asia Pacific ex Japan in IDR terms.
- 3) Based on GICS (Global Industrials Classification Standard).
- 4) The Net Asset Value / Unit has calculated the costs, including fees related to transaction and transaction settlement as well as administration and recording.

### Performance Since Inception



### Monthly Performance Last 3 Years

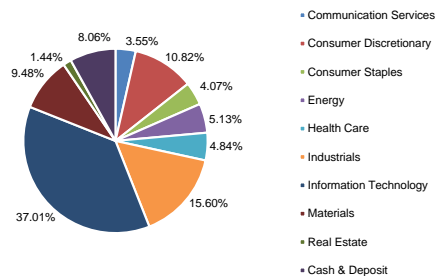


### Fund Performance

Performance in IDR per (31/07/23)									Yearly Performance								
	1 mo	3 mo	6 mo	YTD	1 yr	3 yr <sup>1)</sup>	5 yr <sup>1)</sup>	Since Inception <sup>1)</sup>		2022	2021	2020	2019	2018	2017	2016	2015
MDEAP (IDR)	3.10%	9.31%	1.34%	6.54%	7.39%	1.86%	0.94%	3.77%	MDEAP (IDR)	-12.33%	2.10%	10.28%	12.84%	-9.95%	23.08%	n/a	n/a
BM <sup>2)</sup>	4.60%	8.63%	1.35%	6.18%	5.68%	4.03%	3.09%	7.46%	BM <sup>2)</sup>	-13.88%	2.74%	25.88%	11.16%	-9.78%	37.77%	n/a	n/a

### Top Holdings\* & Sector Allocation<sup>3)</sup>

Stock - Advantech Co Ltd	Stock - NongShim Co Ltd
Stock - Alibaba Group Holding Ltd	Stock - PTT Exploration & Production PCL
Stock - ASE Technology Holding Co Ltd	Stock - Rio Tinto Ltd
Stock - ASMPT Ltd	Stock - Samsonite International SA
Stock - BHP Group Ltd	Stock - Samsung Electronics Co Ltd
Stock - Brambles Ltd	Stock - Samsung SDI Co Ltd
Stock - China Mengniu Dairy Co Ltd	Stock - SK Hynix Inc
Stock - Contemporary Amperex Technology Co Ltd	Stock - Sungrow Power Supply Co Ltd
Stock - CSL Ltd	Stock - Taiwan Semiconductor Manufacturing Co Ltd
Stock - Delta Electronics Inc	Stock - Techtronic Industries Co Ltd
Stock - Giant Manufacturing Co Ltd	Stock - Telkom Indonesia Persero Tbk PT
Stock - Goodman Group	Stock - Telstra Group Ltd
Stock - Haier Smart Home Co Ltd	Stock - Venture Corp Ltd
Stock - Johnson Electric Holdings Ltd	Stock - Wiyynn Corp
Stock - Kalbe Farma Tbk PT	Stock - Woodside Energy Group Ltd
Stock - LG Chem Ltd	Stock - Zhejiang Sanhua Intelligent Controls Co Ltd
Stock - NARI Technology Co Ltd	



\*Non Affiliates

### Investment Manager Commentary

Global equity markets posted positive performance in July as global market sentiment turned more optimistic. Lower than expected inflation and resilient economic data in the US raised hope that recession can be avoided. Positive sentiment in Asia also buoyed by more positive outlook on China following the Chinese government commitment to shore up the economy with new initiative to boost consumption. A more positive market environment also supported the technology sector in South Korea and Taiwan, driven by the ongoing enthusiasm for artificial intelligence. Portfolio allocation in consumer discretionary and IT contributed positive attribution, meanwhile allocation in materials and industrials contributed negative attribution to performance.

**Disclaimer:** This report is prepared by PT Asuransi Jiwa Manulife Indonesia only for information purposes and not to be used as a sales offering or proposal. Although this report has been prepared meticulously, PT Asuransi Jiwa Manulife Indonesia does not guarantee its accuracy, sufficiency or completeness, and is not responsible for any consequences arising from any actions which are based on the information stated herein. Investments in capital market instruments are subject to various risks which include, but not limited to, market risk, credit risk, interest rate risk, exchange rate risk (particularly in Fund which has allocation in offshore investment instruments in different currencies than the Fund's currency), liquidity risk and other risks which could result in performance volatility. Therefore, the performance of this Fund is not guaranteed, the unit price of each Fund may go up or down and past performance does not necessarily indicative of future performance.

### Manulife Indonesia

Established in 2015, PT Asuransi Jiwa Manulife Indonesia (Manulife Indonesia) is part of Manulife Financial Corporation Group, a Canadian financial services group that operates in Asia, Canada and the United States. Manulife Indonesia offers a wide range of financial services, including life insurance, accident and health insurance, investment and pension plans to individual customers and group clients in Indonesia. Through a network of almost 11,000 employees and professional agents spread across more than 25 sales offices, Manulife Indonesia serves more than 2 million customers in Indonesia.

PT Asuransi Jiwa Manulife Indonesia are licensed and supervised by the Otoritas Jasa Keuangan (OJK). To learn more about Manulife Indonesia, follow us on Facebook, Twitter, Instagram, YouTube, or visit [www.manulife.co.id](http://www.manulife.co.id).