

## MANULIFE DANA EKUITAS SMALL MID CAPITAL

FEB 2023

### Investment Objective

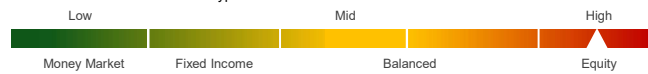
To enable investors with long-term horizon to capitalize opportunities in the Indonesia's capital market by investing in small and medium capitalization equities.

### Fund Information

Inception Date	: 19 Dec 11
Inception Price	: IDR 1,000.00
Fund Size	: Rp 348.66 bn
Number of unit	: 250,896,018.78
Net Asset Value/Unit <sup>4)</sup>	: IDR 1,389.64
Fund Currency	: IDR
Type of fund	: Equity
Valuation	: Daily
Custodian Bank	: Standard Chartered Bank
Annual Management Fee	: 2.50%
Bloomberg Code	: MANDESM IJ
Fund Manager	: PT Manulife Aset Manajemen Indonesia

### Risk Classification

Risk classification is based on type of fund.



### Allocation

Equity	: 80 - 100 %
Money Market	: 0 - 20 %

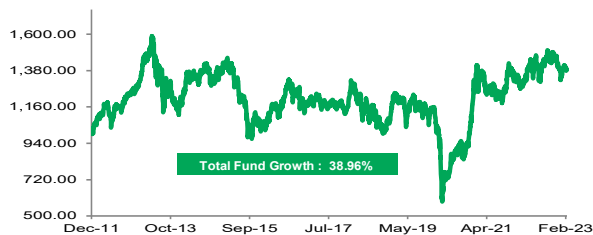
### Portfolio

Equity	: 97.20%
Money Market	: 2.80%

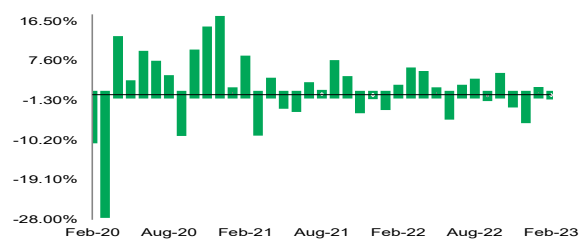
### Note

- 1) Annualized (1 year = 365 days) and using compound method (for products that have been more than one year old since inception).
- 2) The benchmark is IDX SMC Liquid Index in IDR terms.
- 3) Based on GICS (Global Industrials Classification Standard).
- 4) The Net Asset Value / Unit has calculated the costs, including fees related to transaction and transaction settlement as well as administration and recording.

### Performance Since Inception



### Monthly Performance Last 3 Years



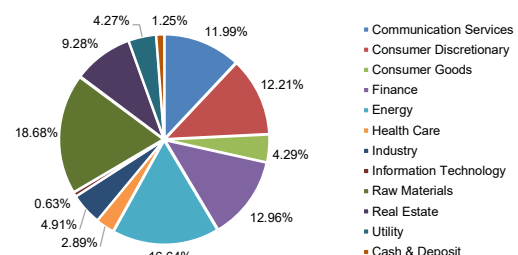
### Fund Performance

Performance in IDR per (28/02/23)									Yearly Performance							
	1 mo	3 mo	6 mo	YTD	1 yr	3 yr <sup>1)</sup>	5 yr <sup>1)</sup>	Since Inception <sup>1)</sup>	2022	2021	2020	2019	2018	2017	2016	2015
MDESMC	-0.21%	-4.93%	-3.59%	0.64%	6.03%	14.68%	1.36%	2.98%	4.06%	6.14%	8.75%	6.76%	-7.27%	-1.09%	10.13%	-22.65%
BM <sup>2)</sup>	0.53%	-3.66%	-1.68%	1.47%	5.17%	13.56%	0.35%	1.03%	2.53%	5.52%	6.00%	7.62%	-9.71%	-0.98%	10.51%	-22.37%

### Top Holdings\* & Sector Allocation<sup>3)</sup>

Stock - AKR Corporindo Tbk PT	Stock - Jasa Marga Persero Tbk PT
Stock - Bank Jago Tbk PT	Stock - Malahari Department Store Tbk PT
Stock - Bank Tabungan Negara Persero Tbk PT	Stock - Medco Energi Internasional Tbk PT
Stock - BFI Finance Indonesia Tbk PT	Stock - Media Nusantara Citra Tbk PT
Stock - Bukalapak.com PT Tbk	Stock - Mitra Adiperkasa Tbk PT
Stock - Bukit Asam Tbk PT	Stock - Mitra Keluarga Karyasehat Tbk PT
Stock - Bumi Serpong Damai Tbk PT	Stock - Pakuwon Jati Tbk PT
Stock - Ciputra Development Tbk PT	Stock - Panin Financial Tbk PT
Stock - Erajaya Swasembada Tbk PT	Stock - Perusahaan Gas Negara Tbk PT
Stock - Harum Energy Tbk PT	Stock - Semen Indonesia Persero Tbk PT
Stock - Indah Kiat Pulp & Paper Tbk PT	Stock - Summarecon Agung Tbk PT
Stock - Indo Tambangraya Megah Tbk PT	Stock - Surya Esa Perkasa Tbk PT
Stock - Indocement Tunggal Prakarsa Tbk PT	Stock - Tower Bersama Infrastructure Tbk PT
Stock - Indosat Tbk PT	Stock - XL Axiata Tbk PT

\*Non Affiliates



### Investment Manager Commentary

Indonesia equity market was volatile in February but managed to remain in positive territory, outperforming the global stock market which was down -2.53%, the MSCI Asia Pacific ex-Japan (-6.87%) and MSCI Emerging Market (-6.54%). Global markets braced themselves as US economic data was stronger than expected, fueling expectation that The Fed's monetary policy will remain hawkish. Meanwhile domestically, Indonesia's macroeconomic conditions remain supportive. Growth momentum remain strong with Q4 GDP growth came in better than expected at 5.01% YoY, and FY22 GDP growth at 5.31% YoY, the fastest annual growth since 2013. Bank Indonesia did not raise rates in February at 5.75% and stated that no further rate hike is necessary to contain inflation. Portfolio allocation in healthcare and financials contributed positive attribution, meanwhile allocation in energy and consumer staples contributed negative attribution to performance.

**Disclaimer:** This report is prepared by PT Asuransi Jiwa Manulife Indonesia only for information purposes and not to be used as a sales offering or proposal. Although this report has been prepared meticulously, PT Asuransi Jiwa Manulife Indonesia does not guarantee its accuracy, sufficiency or completeness, and is not responsible for any consequences arising from any actions which are based on the information stated herein. Investments in capital market instruments are subject to various risks which include, but not limited to, market risk, credit risk, interest rate risk, exchange rate risk (particularly in Fund which has allocation in offshore investment instruments in different currencies than the Fund's currency), liquidity risk and other risks which could result in performance volatility. Therefore, the performance of this Fund is not guaranteed, the unit price of each Fund may go up or down and past performance does not necessarily indicative of future performance.

### Manulife Indonesia

Established in 1985, PT Asuransi Jiwa Manulife Indonesia (Manulife Indonesia) is part of Manulife Financial Corporation Group, a Canadian financial services group that operates in Asia, Canada and the United States. Manulife Indonesia offers a wide range of financial services, including life insurance, accident and health insurance, investment and pension plans to individual customers and group clients in Indonesia. Through a network of almost 11,000 employees and professional agents spread across more than 25 sales offices, Manulife Indonesia serves more than 2 million customers in Indonesia.

PT Asuransi Jiwa Manulife Indonesia are licensed and supervised by the Otoritas Jasa Keuangan (OJK). To learn more about Manulife Indonesia, follow us on Facebook, Twitter, Instagram, YouTube, or visit [www.manulife.co.id](http://www.manulife.co.id).